



# Living in a high CO<sub>2</sub> world: a global meta-analysis shows multiple trait-mediated responses of fish to ocean acidification.

Carlo Cattano, Joachim Claudet, Paolo Domenici, Marco Milazzo

## ► To cite this version:

Carlo Cattano, Joachim Claudet, Paolo Domenici, Marco Milazzo. Living in a high CO<sub>2</sub> world: a global meta-analysis shows multiple trait-mediated responses of fish to ocean acidification.. Ecological monographs, 2018, 88 (3), pp.320-335. 10.1002/ecm.1297 . hal-01946160

**HAL Id: hal-01946160**

**<https://univ-perp.hal.science/hal-01946160>**

Submitted on 8 Dec 2020

**HAL** is a multi-disciplinary open access archive for the deposit and dissemination of scientific research documents, whether they are published or not. The documents may come from teaching and research institutions in France or abroad, or from public or private research centers.

L'archive ouverte pluridisciplinaire **HAL**, est destinée au dépôt et à la diffusion de documents scientifiques de niveau recherche, publiés ou non, émanant des établissements d'enseignement et de recherche français ou étrangers, des laboratoires publics ou privés.

**Living in a high CO<sub>2</sub> world: a global meta-analysis shows multiple trait-mediated responses  
of fish to ocean acidification.**

Cattano Carlo<sup>1</sup>, Claudet Joachim<sup>2,3</sup>, Domenici Paolo<sup>4</sup>, Milazzo Marco<sup>1,5</sup>

<sup>1</sup> Dipartimento di Scienze della Terra e del Mare (DiSTeM), Università di Palermo, Via Archirafi  
20, I-90123 Palermo, Italy. C. Cattano: [carlo.cattano@unipa.it](mailto:carlo.cattano@unipa.it); M. Milazzo: [marco.milazzo@unipa.it](mailto:marco.milazzo@unipa.it)

<sup>2</sup> National Center for Scientific Research, PSL Research University, CRIOBE, USR 3278 CNRS-  
EPHE-UPVD, Perpignan France. J. Claudet: [joachim.claudet@gmail.com](mailto:joachim.claudet@gmail.com)

<sup>3</sup> Laboratoire d'Excellence CORAIL, France.

<sup>4</sup> IAMC-CNR Istituto Ambiente Marino Costiero Sezione di Oristano, Loc. Sa Mardini, 09072  
Torregrande (Oristano), Italy. P. Domenici: [paolo.domenici@cnr.it](mailto:paolo.domenici@cnr.it)

<sup>5</sup> Consorzio Interuniversitario per le Scienze del Mare (CoNISMa), Piazzale Flaminio 9, I-00196  
Roma, Italy.

**Corresponding author:** Marco Milazzo, Dipartimento di Scienze della Terra e del Mare  
(DiSTeM), CoNISMa, Università di Palermo, Via Archirafi 28, I-90123 Palermo, Italy. Phone:  
+39 091 23862863. E-mail: [marco.milazzo@unipa.it](mailto:marco.milazzo@unipa.it)

**Running headline:** Fishes response to ocean acidification

**Type of manuscript:** Review

25    **ABSTRACT**

- 26       1. Understanding how marine organisms will be affected by global change is of primary  
27       importance to ensure ecosystem functioning and human well-being through nature's  
28       contribution to people. This study meets the call for addressing how life-history traits  
29       mediate effects of ocean acidification on fish.
- 30       2. We built a database of overall and trait-mediated responses of teleost fish to future CO<sub>2</sub>  
31       levels by searching the scientific literature. Using a meta-analytical approach, we  
32       investigated the effects of projected CO<sub>2</sub> for 2050-2070 and 2100 on fish eco-physiology  
33       and behaviour from 327 experiments on 44 species, stemming from polar to tropical  
34       regions.
- 35       3. With anticipated CO<sub>2</sub> emission scenarios, multiple CO<sub>2</sub>-dose dependent effects on  
36       calcification, resting metabolic rate, yolk, behavioural performances along with increased  
37       predation risk and decreased foraging will occur, particularly for larvae. Importantly, no  
38       traits confer fish tolerance to elevated CO<sub>2</sub>.
- 39       4. Far-reaching ecological consequences on fish population replenishment and community  
40       structure are likely to occur.
- 41       5. Fish are a key resource for livelihoods in coastal communities and a key component for  
42       ecosystem stability. Given the multiple CO<sub>2</sub>-dose dependent effects evidenced here,  
43       especially for larvae, we stress the need to expand the number and duration of ocean  
44       acidification studies to multi-generational, multiple stressor (e.g. warming, hypoxia,  
45       fishing) and species interactions experiments to elucidate complex ecosystem-level  
46       changes and how these changes alter ecosystem services supply.

47

48    **Keywords:** Behaviour, Calcification, Development, Fish-traits, Growth, Heterogeneity,  
49    Metabolism, Survival, Teleosts.

50

## 51 INTRODUCTION

52 By absorbing >25% of the carbon dioxide (CO<sub>2</sub>) and >90% of the heat accumulating in the  
53 atmosphere, the ocean plays a key role in regulating the Earth's climate (Gattuso et al., 2015).  
54 However, this occurs at a cost, as changes in the ocean's carbonate system resulting from  
55 increasing anthropogenic CO<sub>2</sub> emissions – a process termed ocean acidification (OA) – have been  
56 progressing since the industrial revolution at a historically unprecedented rate (Doney et al., 2009;  
57 Hönlisch et al., 2012). OA is predicted to rise even more rapidly during this century, as average  
58 ocean *PCO<sub>2</sub>* (partial pressure CO<sub>2</sub>) could reach ~1000 µatm (Meinshausen et al., 2011) leading to  
59 0.3 units reduction in pH (Bopp et al., 2013; Stocker et al., 2013; Pörtner et al., 2014; McNeil &  
60 Sasse, 2016), well beyond the threshold expected to be detrimental to many marine organisms  
61 (Kroeker et al., 2013). This may have far-reaching consequences for marine ecosystems, including  
62 biodiversity loss and changes to marine community structure (Nagelkerken & Connell, 2015).

63 International organizations warn that global economy could risk losing as much as \$1 trillion  
64 USD annually if countries do not take urgent steps to slow down anthropogenic CO<sub>2</sub> emissions by  
65 the end of the century (CBD, 2014). Reflecting mounting concerns, research attempts to predict  
66 biological impacts of OA have gone through a striking increase in publishing rate (with more than  
67 500 articles published in 2013), which is unparalleled by any other scientific field (Riebesell &  
68 Gattuso, 2015).

69 Biological consequences of OA are fundamentally linked to the ecology and physiology of  
70 marine species (Pörtner et al., 2014; Heuer & Grosell, 2014). Existing quantitative syntheses have  
71 found that effects vary among life stages, species or broader taxonomic groups (Hendriks et al.,  
72 2010; Kroeker et al., 2010; Harvey et al., 2013; Kroeker et al., 2013; Wittmann & Pörtner, 2013).  
73 Fish were initially thought to be resilient to OA as they are able to defend their internal pH in a  
74 high CO<sub>2</sub> environment through active ion transport (Claiborne et al., 2002; Brauner & Baker 2009;

75 Melzner et al., 2009). Nevertheless, increased acid-base regulation activity may have energetic  
76 consequences that might affect physiology and development, especially in early life stages  
77 (Ishimatsu et al., 2008). More recently, the compensatory responses that occur during acid-base  
78 regulation were found to influence fish calcification, behaviour and ion transport (Nilsson et al.,  
79 2012; Heuer & Grosell, 2014; 2016). Calcification in fish occurs in the inner ear for formation of  
80 otoliths, carbonated structures playing a role in sound detection, acceleration and orientation, and  
81 in the intestinal lumen, where calcium carbonate is precipitated to excrete excess calcium ions  
82 (Heuer & Grosell, 2014). Fish potentially contribute with up to 45% of global calcium carbonate  
83 budget (Wilson et al., 2009), therefore playing an important role for ocean chemistry and carbon  
84 sequestration. Most notably, changes in the concentrations of acid-base relevant ions at higher CO<sub>2</sub>  
85 levels appear to impair the function of neurotransmitter receptors causing a range of behavioural  
86 changes (Nilsson et al., 2012; Hamilton et al., 2014; Heuer & Grosell, 2014). In fish, documented  
87 behavioural effects of OA involve impaired learning ability, sensory functions or decision-making,  
88 along with disrupted anti-predator responses, increased boldness, and altered homing behaviour  
89 (see Briffa et al., 2012; Heuer & Grosell, 2014; Clements & Hunt, 2015, for reviews). Several  
90 studies also documented that exposure to elevated CO<sub>2</sub> alters fish lateralization, the preference for  
91 left or right side during behavioural activity that confers benefits in terms of spatial orientation,  
92 reactivity, cognition and group coordination (Domenici et al., 2012; 2014 Jutfelt et al., 2013).  
93 Behavioural and sensory functions changes may affect key ecological processes such as predator-  
94 prey interactions, dispersal, settlement and habitat choice, with cascading implications at the  
95 community level (Nagelkerken & Munday, 2016).

96 To date, the large majority of studies documenting effects of high levels of *PCO*<sub>2</sub> on fish  
97 have been performed in laboratory conditions, showing variable and sometime contradictory  
98 results or in some instances underestimating the potential ability of fish to acclimate and adapt to  
99 predicted OA in the long term (Wittmann & Pörtner 2013). Indeed, species sensitivity to OA may

100 depend on some life history traits that could confer tolerance to the expected changes in CO<sub>2</sub>  
101 levels. For instance, species living in pelagic environments, where CO<sub>2</sub> concentrations are stable  
102 over time could be more sensitive to OA than coastal benthic species that usually experience high  
103 fluctuations of CO<sub>2</sub> concentrations due to the alternation of respiration and photosynthesis  
104 processes by reef organisms (Munday et al. 2008; Hoffman et al. 2011).

105 To date, existing quantitative generalisations of OA consequences for fish under different  
106 CO<sub>2</sub> projections have been controversial, with uncertainty associated with the small number of  
107 experiments conducted (Harvey *et al.* 2013; Kroeker *et al.* 2013; Wittmann & Pörtner 2013). A  
108 more comprehensive picture of fish responses across different species characteristics and altered  
109 CO<sub>2</sub> concentrations is now possible, as research on the topic has progressed in the few last years.  
110 Indeed, this represents an opportunity to test the robustness of the patterns found in previous  
111 studies and to highlight more general insights.

112 Here, we used a mixed-effects meta-analytical approach to investigate the effects of  
113 projected CO<sub>2</sub> for 2050-2070 and 2100 under intermediate or high emission scenarios (RCP 6 and  
114 8.5, respectively; Meinshausen *et al.* 2011; Pörtner *et al.* 2014), on several response variables  
115 extracted from 75 studies (327 contrasts) on 44 species, from polar to tropical regions. We  
116 classified and analysed potential effects of OA according to two broad types of fish responses: (1)  
117 the eco-physiological responses (mortality, reproduction, metabolism, growth, calcification and  
118 yolk dimension); and (2) the behavioural responses (i.e. effects on fish behaviour and activity  
119 levels). To assess potential differences in responses, we also analysed such response variables both  
120 in short and longer term CO<sub>2</sub> exposure experiments, as well as under chronic exposure in natural  
121 CO<sub>2</sub> seeps.

122 In addition to this, since fish responses to OA can vary among ontogenetic stages and  
123 species traits, we also examined the effects of elevated CO<sub>2</sub> on the above response typologies  
124 across different life-stages, physiological types (i.e. stenohaline or euryhaline), climatic zones, and

habitats (see Appendix S1 for details). Specific hypotheses associated to these different fish characteristics were the following. 1) Due to their inefficient system for ionic regulation, we expected fish early life stages (i.e. embryos, larvae and juveniles) to be more affected by elevated CO<sub>2</sub> levels than the adult stage. 2) Stenohaline species should be more sensitive than euryhaline fish, as these latter experience highly fluctuating PCO<sub>2</sub> environments during their life cycle. 3) The eco-physiology and behaviour of tropical and polar species is more disrupted under OA conditions than that of temperate and sub-tropical ones, which evolved in a relatively more variable pH/CO<sub>2</sub> environment. 4) Similarly, being adapted to more stable CO<sub>2</sub> levels in offshore waters, pelagic species should be more sensitive than benthic and benthopelagic ones.

Several studies elucidated a clear relation between fish brain function, behaviour and ecological processes under expected OA levels (Nilsson *et al.* 2012; Chivers *et al.* 2014; Lai *et al.* 2015). Documented fish behavioural changes in fish are a consequence of (upstream) neurosensory disruptions (Heuer & Grosell 2014; 2016), and may lead to altered (downstream) ecological processes (recruitment, predation or competition; Nagelkerken & Munday 2016). Therefore, we also assessed to what extent fish behavioural responses were related to neurosensory (cognition, audition, olfaction, vision, and a combination among olfaction and vision) and ecological (foraging, predation risk and habitat choice) categories under elevated CO<sub>2</sub> levels (see Appendix S1 for details).

143

144

## 145 MATERIAL AND METHODS

### 146 *Data collection and selection criteria*

We searched for studies testing the effects of altered PCO<sub>2</sub> levels on marine teleost fish published online or printed through to January 2017 using Google Scholar and ISI Web of Science with the combination of the following three keywords: ocean acidification, fish and CO<sub>2</sub>. We also

150 used the reference lists of the retrieved papers. In addition, we searched for OA papers in the news  
151 stream managed by the Ocean Acidification International Coordination Centre (OA-ICC;  
152 <http://news-oceanacidification-icc.org>). Papers not reporting mean responses, error estimates and  
153 sample sizes in at least one control CO<sub>2</sub> condition and one elevated CO<sub>2</sub> treatment were discarded  
154 (in few instances, corresponding authors were contacted to obtain missing information).

155 As seawater carbonate chemistry varies regionally and between ecosystems (Hofmann *et al.*  
156 2011), control CO<sub>2</sub> levels used in the retrieved experiments spanned from 300 to 800 µatm PCO<sub>2</sub>.  
157 Therefore, we considered for each study a PCO<sub>2</sub> range ( $\Delta$ PCO<sub>2</sub>) – expressed as the absolute  
158 difference between the PCO<sub>2</sub> values in the elevated and in the control CO<sub>2</sub> condition – that was  
159 assigned to one of the following OA projections under intermediate or high emission scenarios  
160 (RCP 6 and 8.5, respectively; Meinshausen *et al.* 2011): (1) moderate PCO<sub>2</sub> expected by 2050-  
161 2070 following the RCP 8.5 (business-as-usual) scenario or expected by 2100 following the RCP  
162 6 scenario (~500-700 µatm;  $\Delta$ PCO<sub>2</sub> ≤ 350 µatm); (2) high PCO<sub>2</sub> expected by 2100 following the  
163 RCP 8.5 scenario or beyond 2100 following the RCP 6 scenario (~1000 µatm;  $\Delta$ PCO<sub>2</sub> between  
164 350 and 700 µatm) (Meinshausen *et al.* 2011). We have not included in the analyses studies using  
165 PCO<sub>2</sub> levels beyond the predictions for 2100 under the business as usual scenario (i.e. PCO<sub>2</sub> >  
166 1300 µatm), but a few studies (n=3) where control CO<sub>2</sub> conditions were above-average values as  
167 they reflected the conditions of specific ecosystems where acidification is predicted to be heavier  
168 (Hoffmann *et al.* 2011). Studies manipulating carbonate chemistry using acid addition were not  
169 considered as they do not mimic the expected changes in HCO<sub>3</sub><sup>-</sup> concentrations and dissolved  
170 CO<sub>2</sub>.

171 We kept multi-species experiments only when data were independently collected. In the case  
172 of time series, we used only the final data point, except for mortality data, where the first time  
173 point of a time series was considered in order to maintain a conservative estimate and avoid bias of  
174 rearing fish in aquaria (e.g. Murray *et al.* 2014). When a single experiment reported several

175 metrics related to the same response typology (e.g., length and weight to estimate growth) we  
176 randomly chose one metric to avoid autocorrelation. For studies designed to assess interactive  
177 effects of multiple stressors (for instance food availability, oxygen, salinity, and temperature along  
178 with  $PCO_2$ ) we included only responses to altered  $PCO_2$  and considered control levels for the  
179 other factors. We included data from trans-generational acclimation experiments when parents  
180 were reared under control  $CO_2$  conditions. The data on survival were transformed to mortality  
181 estimates ( $= 1 - \text{survival}$ ). For the calcification, we included only studies dealing with otolith  
182 formation (e.g. otolith area). To assess OA effects on fish metabolism, we analysed the resting  
183 metabolic rate (RMR, i.e. oxygen consumption at resting) and its proxies, and the metabolic scope  
184 (i.e. aerobic scope - MS, i.e. the difference between maximum and resting metabolic rates)  
185 separately, as the directionality of each response under OA may be different. For instance, an  
186 increase of RMR may be related to an increase in the energy spent on acid base regulation and  
187 ventilation (Perry & Gilmour 2006), with this being potentially detrimental for the species  
188 performance as an increase in cost of acid-base regulation can shunt away the energy from growth  
189 (Ishimatsu *et al.* 2008) by decreasing MS. By contrast, a reduction in MS results in less energy  
190 being available for life-history processes, such as growth, foraging activity and reproduction  
191 (Pörtner & Farrell 2008) and can be due to a reduction in maximum metabolic rate even if RMR is  
192 not affected.

193       When assessing the fish behavioural response types to OA, we kept distinct those  
194 experiments showing behavioural changes (generally reported as reductions of behavioural  
195 performances, i.e. negative effects) from those experiments exhibiting changes in activity or  
196 boldness (which in turn often recorded increased effects, i.e. positive effects; but see Hamilton *et*  
197 *al.* 2014) and split these into behaviour and activity, respectively. Importantly, the definitions of  
198 positive or negative effects (see also effect size calculation) apply to the directionality (above or  
199 below the null effect) of each response variable separately and may not reflect the actual fish

200 performance outcome. As an example, in some experiments, fish may have exhibited either a  
201 behavioural (negative) change (i.e. a decreasing time percentage spent in the home site cue;  
202 Devine *et al.* 2012) or an increased (positive) activity (i.e. venturing at an increasing distance from  
203 a shelter; Munday *et al.* 2013) under elevated CO<sub>2</sub>, although both types of response could  
204 theoretically lead to an increased mortality (hence decreased performance).

205 When available, both metadata and/or raw data were obtained from the Pangaea data  
206 repository (<http://www.pangaea.de>). When not available, data were retrieved directly from the text  
207 or tables or with Data Thief III (B. Tummers, DataThief III 2006; <http://datathief.org>) to get data  
208 from figures.

209 For each type of response we assigned metrics to the following response variables: (1)  
210 mortality, growth, calcification, reproduction, metabolism [resting metabolic rate (RMR) and  
211 metabolic scope (MS)] and yolk (for the eco-physiological response types); (2) behaviour and  
212 activity (for the behavioural response types) (see Appendix S1).

213 We assessed how the following categories of life history traits could mediate the response of  
214 fish to OA: (1) life stage (egg-embryo, larvae, juvenile, or adult), (2) physiology (stenohaline or  
215 euryhaline), (3) climatic zone (polar, temperate, sub-tropical and tropical), and (4) adult habitat  
216 (benthic, benthopelagic and pelagic (see Appendix S1). In addition, behavioural contrasts were  
217 also categorised according to aspects of (5) the neurosensory system (i.e. cognition, audition,  
218 olfaction, vision and olfaction+vision when visual stimuli and olfaction cues were not kept  
219 separate in a given experiment) and (6) the ecological processes involved such as foraging (i.e.,  
220 feeding activity and prey detection), predation risk and habitat choice (settlement and homing  
221 ability) (see Appendix S1). The hatchling stage, instead of the egg-embryo stage, was considered  
222 for categorising the behavioural, the neuro-sensory and the ecological contrasts. The habitat of  
223 eggs (benthic or pelagic) was also considered as a category when assessing OA effects on yolk .  
224 The assignment of these different categories was made using Fishbase ([www.fishbase.org](http://www.fishbase.org)) and

information available in each paper considered. Moreover, to evaluate the effects of different time of exposure to OA experimental conditions, we compared data from short-term experiments ( $\leq 4$  weeks), from long-term experiments ( $> 4$  weeks) and from experiments conducted along natural  $\text{CO}_2$  vents where fish with limited mobility are chronically exposed to elevated  $\text{CO}_2$  concentrations (i.e. chronic exposure experiments) following Nagelkerken & Connell (2015).

Details on the studies we used in the meta-analysis along with response types, response variables, categories, category levels, metrics and effect sizes are reported in the supplementary Appendix S1.

#### *Data analysis*

We used a weighted, random-effects meta-analysis to quantify the response of fish to OA and assess how the studied categories can mediate this response. For each combination of response type  $i$ , response variable  $j$ , category  $k$ , category level  $m$  and study  $l$ , the effect size of the fish response to elevated  $p\text{CO}_2$  levels was calculated as log-ratios (Osenberg *et al.* 1997; Hedges *et al.* 1999):

$$E_{ijklm} = \ln \left( \frac{\bar{X}_{I_{ijklm}}}{\bar{X}_{C_{ijklm}}} \right)$$

where  $\bar{X}_{I_{ijklm}}$  and  $\bar{X}_{C_{ijklm}}$  are the mean values of response variable  $j$ , in response type  $i$ , in category  $k$ , and category level  $m$  from study in the impacted (elevated  $p\text{CO}_2$ ) and control  $p\text{CO}_2$  conditions, respectively.

The variance  $v_{E_{ijklm}}$  associated with the effect size  $E_{ijklm}$  was calculated as follows:

$$v_{E_{ijklm}} = \frac{\sigma^2_{I_{ijklm}}}{n_{I_{ijklm}} \times \bar{X}_{I_{ijklm}}^2} + \frac{\sigma^2_{C_{ijklm}}}{n_{C_{ijklm}} \times \bar{X}_{C_{ijklm}}^2}$$

247 where  $\sigma_{I_{ijklm}}^2$  and  $\sigma_{C_{ijklm}}^2$  are the variances associated with the means  $\bar{X}_{I_{ijklm}}$  and  $\bar{X}_{C_{ijklm}}$ ,  
248 respectively, where  $n_{I_{ijklm}}$  and  $n_{C_{ijklm}}$  are the number of replicates in the impacted (elevated  
249  $PCO_2$ ) and control  $PCO_2$  conditions, and where  $i, j, k, m$  and  $l$  are defined as above. All effect  
250 sizes were weighted, accounting for both the within- and among-study variance components.  
251 Models were fitted and heterogeneity tests were run to assess how many fish traits (i.e., life stage,  
252 physiology, climatic zone, habitat, neurosensory system, ecological processes) could mediate the  
253 response of fish to OA. Models fitting and heterogeneity tests were done using the *metaphor*  
254 package (Viechtbauer 2010) in R (R Core Team 2016).

255

256

## 257 **RESULTS**

### 258 *Eco-physiological responses*

259 Overall we found that rising  $CO_2$  levels will significantly affect fish calcification (+5%),  
260 RMR (+7%) and yolk (-5%), while mortality, metabolic scope, reproduction and growth seemed to  
261 be unaffected (Fig. 1a, 2a, 3a; see Table S1, S2). Examining the effects of different  $CO_2$   
262 projections under the two RCP scenarios, we found that only high  $PCO_2$  levels significantly  
263 increased calcification and RMR, by 6% and 8%, respectively, and decreased yolk area by 5%  
264 (Fig. 1a, 2a; see Table S1, S2).

265 However, we documented multiple adverse responses to ocean acidification when different  
266 fish traits were considered in our meta-analysis.

267 Trait-mediated effects of rising  $pCO_2$  levels on fish mortality are reported in Fig. 1b (see  
268 Table S3, Fig. S1 for full results). Increased mortality was recorded for larvae exposed to high  
269  $PCO_2$  levels, whereas embryos, juveniles and adults were unaffected at both  $PCO_2$  level ranges  
270 considered (Fig. 1b; see Table S3, Fig. S1). Effects of OA on mortality of stenohaline species were  
271 not evident, whereas euryhaline species exhibited higher mortality at high  $PCO_2$  (+29%; Fig. 1b;

272 see Table S3, Fig. S1). When considering climatic zones, mortality increased only for sub-tropical  
273 species exposed to high  $PCO_2$  (+38%), and no effects were evident for polar, tropical and  
274 temperate species exposed at moderate and high  $PCO_2$  levels (Fig. 1b; see Table S3, Fig. S1).  
275 Mortality of pelagic fish increased at high  $PCO_2$  levels, whereas benthic and benthopelagic  
276 species did not show significant effects at the two of  $PCO_2$  level ranges considered (Fig. 1b; see  
277 Table S3, Fig. S1).

278 Growth of larvae significantly decreased by 4% at high  $PCO_2$ , and no effect was observed at  
279 moderate  $PCO_2$  (Fig. 1b; see Table S3, Fig. S2). This neutrality in growth response was also  
280 apparent on embryos and juveniles at both  $PCO_2$  levels and on adults at high  $PCO_2$  levels (Fig. 1b;  
281 see Table S3, Fig. S2). We did not find any OA effects on fish from different climatic zone, except  
282 for subtropical species that showed decreased growth (-14%) at high  $PCO_2$  levels (Fig. 1b; see  
283 Table S3, Fig. S2). Growth of pelagic species significantly decreased by 9% at high  $PCO_2$   
284 conditions, whereas benthic and benthopelagic fish were neutrally affected by altered  $CO_2$  (Fig.  
285 1b; see Table S3, Fig. S2).

286 Calcification (otolith formation) responses to OA differed between fish life stages,  
287 physiologies, climatic zones, and habitats (Fig. 1b; see Table S3). Exposure to high  $PCO_2$  levels  
288 significantly increased calcification of fish larvae (+6%), and of sub-tropical (+7%), temperate  
289 (+6%) and benthic (+6%) species (Fig. 1b; see Table S3, Fig. S3). In addition to this, the  
290 calcification of benthopelagic species was also affected but only one contrast was available for this  
291 analysis.

292 Fish reproduction and metabolic scope (MS) were unaffected at both  $PCO_2$  levels, no matter  
293 the different fish traits considered (Fig. 2; see Table S3, Fig. S4, S6). Resting metabolic rate  
294 (RMR) increased in adult (+13%) and stenohaline (+8%) fish exposed to high  $PCO_2$  levels.  
295 Interestingly, polar species exposed to high  $CO_2$  concentrations showed a RMR 33% higher than  
296 control conditions. Trait-mediated responses were also evident among fish habitats, as benthic fish

297 increased their RMR at high  $PCO_2$  levels, whereas benthopelagic and pelagic species resulted  
298 unaffected under elevated  $CO_2$  conditions (Fig. 2b; see Table S3, Fig. S5).

299 We found that OA may cause an overall significant decrease in yolk size (Fig. 3a; see Table  
300 S1). When considering the effects of the different ranges of  $CO_2$ , only high  $pCO_2$  levels had a  
301 negative effect on yolk size. This result was evident in embryos (yolk size decreased by 7% at  
302 high  $pCO_2$  levels) but not in larvae (Fig. 3b; see Table S3, Fig. S7 for full results). Stenohaline and  
303 benthic fish showed a negative effect on yolk size at high  $PCO_2$  levels (-7% and -8%,  
304 respectively). When we compared data on fish species from different climatic zones, temperate  
305 species showed decreased yolk size only at moderate  $PCO_2$  levels (but only one contrast was  
306 available for the analysis), whereas yolk of tropical species resulted to be affected under high  
307  $PCO_2$  levels. Offspring of benthic fish species showed decreased yolk size (-6%) after exposure to  
308 high  $CO_2$  concentrations (Fig. 3b; see Table S3, Fig. S7).

309

### 310 *Behavioural responses*

311 Overall, OA conditions significantly and strongly affected behaviour (-54 %) and activity  
312 (+108 %) of fish (Fig. 4a, Table S1) and such responses did vary among  $PCO_2$  levels (Fig. 4a, see  
313 Table S2). Moderate  $CO_2$  concentrations decreased by 45% the behavioural performances of fish  
314 and increased their activity levels by 150% on average (Fig. 4a, see Table S2). At high  $PCO_2$   
315 levels fish displayed significant reductions of their behavioural performances (-60%), whereas no  
316 significant effects were evident on their activity (Fig. 4a, see Table S2). Behaviour of larvae was  
317 negatively affected at high  $PCO_2$  levels, whereas juveniles showed significant reductions in  
318 behavioural performances at both  $PCO_2$  levels considered (Fig. 4b; see Table S4, Fig. S8).  
319 Behavioural disruptions were also evident for tropical species exposed at moderate and high  $CO_2$   
320 concentrations (Fig. 4b; see Table S4, Fig. S8). OA did not seem to affect the behaviour of  
321 subtropical and temperate species, but the number of available studies is too low to detect a clear

322 response pattern (Fig. 4b; see Table S4, Fig. S8). No data on OA effects on the behaviour of polar  
323 species were available. When considering fish physiology and habitat traits, most of the contrasts  
324 revealed OA effects on stenohaline and benthic species, showing severe behavioural disruptions at  
325 both moderate and high  $PCO_2$  levels (Fig. 4b; see Table S4, Fig. S8).

326 A significant 1.5-fold increase in juvenile fish activity (boldness) was recorded at moderate  
327 but not at high  $pCO_2$  levels, whilst neutral effects were recorded for larval and adult stages at the  
328 two ranges of  $PCO_2$  levels (Fig. 4b; see Table S4, Fig. S9). Fish activity increased only in  
329 stenohaline and benthic species exposed to moderate  $PCO_2$  levels, whereas data on euryhaline,  
330 benthopelagic and pelagic species resulted understudied or not available (Fig. 4b; see Table S4,  
331 Fig. S9).

332 Significant alterations of fish behaviour mostly resulted from impaired olfaction, with on  
333 average 40% and 70% decreases at moderate and high  $PCO_2$  levels, respectively (Fig. 5a; see  
334 Table S4). Fish behaviour was unaffected in experiments involving cognition and vision (Fig. 5a;  
335 see Table S4). Fish simultaneously exposed to visual and olfactory stimuli showed a decreased  
336 behavioural performance at moderate  $PCO_2$  (only 2 contrasts included in the analyses) and no  
337 effects at high  $PCO_2$  levels (Fig. 5a; see Table S4).

338 The observed fish behavioural impairments resulted in higher predation risk at both  
339 moderate (by 55% on average) and high (by 77%)  $PCO_2$  levels. Feeding activity and detection of  
340 prey (i.e., the foraging activity of fishes) also decreased by 59% at high  $PCO_2$  levels, but were  
341 unaffected at lower  $CO_2$  concentrations (Fig. 5b; see Table S4). No effects on habitat choice were  
342 found for any of the  $PCO_2$  levels considered.

343

#### 344 *Experimental $CO_2$ exposure time*

345 Our analysis showed that fish sensitivity to OA scenarios differed according to experimental  
346  $CO_2$  exposure time and the  $PCO_2$  ranges considered (Fig. 6; see Table S4). Short-term experiments

347 at moderate  $PCO_2$  levels did not affect any eco-physiological and behavioural responses, whereas  
348 short-term exposure to high  $PCO_2$  levels significantly increased fish calcification (+6%) and  
349 mortality (+24%), and decreased growth (-3%) and behavioural performances (-60%) (Fig. 6; see  
350 Table S4). Long-term exposure at both moderate and high  $PCO_2$  levels significantly increased fish  
351 activity/boldness (+232% and +2119%, respectively). High  $PCO_2$  levels increased fish RMR  
352 (+20%) and decreased their behavioural performances (-58%). The effects of chronic exposure to  
353 elevated  $CO_2$  concentrations were evident at moderate  $PCO_2$  levels for behaviour (-88%) and for  
354 activity (+200%), no data are available for high  $PCO_2$  levels .

355

## 356 **DISCUSSION**

357 New insights are gained from our findings by including the increasing number of studies  
358 published in recent years and the responses of fish to different  $CO_2$  projections. This also allowed  
359 our analyses to identify a range of trait-based variations in fish sensitivity to OA, with eco-  
360 physiological and behavioural responses varying according to  $CO_2$  scenarios, and fish ontogenetic  
361 phases and species characteristics. Specifically, we show that, if anthropogenic  $CO_2$  emissions  
362 continue to rise both under the RCP 6 and RCP 8.5 scenarios, overall significant effects of  
363 elevated  $PCO_2$  levels on fish metabolism, calcification (otolith formation), yolk consumption,  
364 behaviour and activity (boldness) are expected to occur in the next few decades. It is now well-  
365 established that under elevated  $CO_2$  conditions, any ATP-demanding compensation activities for  
366 acid-base balance and enhanced transport of ions may incur elevated energetic costs, potentially  
367 leading to subtle fitness consequences for such response variables in marine fish (Sokolova 2013;  
368 Heuer & Grosell 2014). Hence, at the same time, we suggest that more subtle consequences of OA  
369 on mortality and growth of fish, as well as downstream ecological consequences, might occur.

370 There has been a clear call for addressing the important effects of species traits when making  
371 predictions about the impacts of environmental change (e.g. Estrada *et al.* 2016). Our work meets

372 this call and sharpens the focus to fish. Previous meta-analyses did not take into account different  
373 fish traits and life stages instead focussing on a small amount of experiments available at that time  
374 (Harvey *et al.* 2013; Kroeker *et al.* 2013; Wittmann & Pörtner 2013; Lefevre, 2016). As an  
375 example, it has previously been argued that OA studies on fish were biased by the high number of  
376 experiments carried out on tropical species (Wittmann & Pörtner 2013), therefore suggesting that  
377 responses were predominantly focussed towards species with short life cycles, which are typical of  
378 this climate zone (Leis & McCormick 2002). By analyzing the body of literature through to  
379 January 2017 and by including data on additional 30 non-tropical species and 115 contrasts, here  
380 we were able to provide a clearer picture and show that fish responses to elevated CO<sub>2</sub> levels may  
381 be CO<sub>2</sub> dependent and vary according to different fish characteristics and traits.

382

383 *OA effects on marine fish are mediated by their life history traits and characteristics*

384 We documented varying adverse responses when examining specific fish traits. In this  
385 regard, we did not find any specific fish characteristics which could potentially confer tolerance to  
386 fish under elevated CO<sub>2</sub> concentrations. These are important results as in addition to identifying  
387 the direction and quantifying the magnitude of these responses, we were able to show that, if fish  
388 traits are not taken into account, consequences of ocean acidification on marine animals might not  
389 be detected as in some cases species-specific responses could be antagonistic (Esbaugh, 2017).  
390 Our study adds on previous evidence showing that larvae are the most sensitive life stage as they  
391 displayed increased mortality and calcification (i.e. otolith formation), and decreased growth at  
392 elevated CO<sub>2</sub> conditions (~1000 µatm PCO<sub>2</sub>). The observed higher sensitivity to elevated PCO<sub>2</sub>  
393 levels for early life stages of fish might be linked to their high surface to volume ratio affecting  
394 diffusive processes and to their acid-base balance system not being fully developed, with ionic  
395 exchanges occurring across the skin of larvae and the yolk of embryos until their gills can develop  
396 (Munday *et al.* 2009a; Baumann *et al.* 2012; Hurst *et al.* 2013).

397 Mortality at individual level affects population dynamics (Munday *et al.* 2010), which in  
398 turn can extend responses to higher community- and ecosystem-levels (Nagelkerken & Connell  
399 2015). Since we only included experiments testing for the direct effects of elevated CO<sub>2</sub> on fish  
400 mortality, the increased mortality of larvae we recorded may be a conservative estimate, as more  
401 indirect effects can also occur leading to even higher mortality rates. As an example, we found that  
402 larval growth was significantly reduced at high CO<sub>2</sub> levels, and smaller larvae may exhibit a lower  
403 performance and survival in the wild as a result of their reduced swimming ability and less  
404 efficient predator avoidance (e.g. Miller *et al.* 1988), therefore leading to increased mortality  
405 through predation.

406 Heavily calcifying organisms like molluscs, echinoderms and corals are considered to be the  
407 most threatened marine taxa under OA (Kroeker *et al.* 2013; Wittmann & Pörtner 2013). Fish are  
408 not considered calcifying organisms despite producing calcium carbonate in the inner ear for  
409 otolith formation or precipitating CaCO<sub>3</sub> in the intestinal lumen to reduce osmotic pressure,  
410 release calcium ions excess in the environment and thus facilitate water absorption (Heuer &  
411 Grosell 2014). Here we found a significant increase in the size of otoliths in larvae exposed to high  
412 PCO<sub>2</sub> levels expected to occur by 2050 (following the business-as-usual RCP8.5 scenario) or by  
413 2100 (following the intermediate RCP6.0 scenario). Our results also showed that otolith  
414 calcification in both benthic and benthic-pelagic species may increase at high PCO<sub>2</sub> levels. Recent  
415 studies shed light on the potential mechanisms involved in increased otolith formation under OA.  
416 Specifically, rising dissolved CO<sub>2</sub> concentrations in the ocean may lead to increased HCO<sub>3</sub><sup>-</sup> levels  
417 in the fish plasma (which is used to compensate pH), while plasma PCO<sub>2</sub> levels remain elevated  
418 (Esbaugh *et al.*, 2012). It appears that plasma HCO<sub>3</sub><sup>-</sup> import in the alkaline endolymph and the  
419 hydration of CO<sub>2</sub> in the saccular epithelium lead to increased HCO<sub>3</sub><sup>-</sup> and hence to increased otolith  
420 size when fish are exposed to elevated CO<sub>2</sub> levels (Heuer & Grosell, 2014). It is presently  
421 unknown whether larger otoliths may lower the ability of sound detection and the survival of fish

422 in the wild, although we know that asymmetry between otoliths can be detrimental (Gagliano et  
423 al., 2008).

424 Despite the lack of effects of elevated CO<sub>2</sub> on the metabolism of fish early stages, adults  
425 experimentally exposed to high *p*CO<sub>2</sub> levels significantly increased their metabolism at rest.  
426 Similar responses were detected on polar fish species. At present, some studies suggest that  
427 temperature effects lead to higher costs for pH regulation in cold-adapted eurytherms compared to  
428 polar stenotherms (Pörtner, 2004), however existing knowledge on OA effects on the metabolism  
429 of cold environment fish species is scant. Although an increase in RMR may be expected to result  
430 in a decrease in metabolic scope, our results show that MS is not affected by elevated CO<sub>2</sub>. This  
431 apparent contradiction could be due to either (1) a compensatory increase in maximum metabolic  
432 rate or (2) the fact that the number of studies on MS is much smaller than that for RMR and  
433 therefore the analysis for MS is less robust. A recent meta-analysis on warming and acidification  
434 effects on metabolism of marine organisms showed no significant effects of altered *p*CO<sub>2</sub> levels on  
435 resting metabolic rate and metabolic scope of teleost fish, highlighting high variability in the  
436 metabolic responses of fish (Lefevre, 2016). In this regard, our analyses suggest that fish  
437 metabolic responses might be trait-mediated as we mostly found elevated CO<sub>2</sub> effects on RMR of  
438 benthic, stenohaline and polar species. Earlier studies hypothesised that exposure to high *P*CO<sub>2</sub>  
439 levels could lead to increased fish resting metabolism due to the costs associated with internal CO<sub>2</sub>  
440 balance, however mixed responses were found, with some studies confirming this assumption both  
441 in tropical (Munday et al., 2009b; Couturier et al., 2013; Ferrari et al., 2015) and non-tropical  
442 species (Esbaugh et al., 2016; Flynn et al., 2015), whereas other studies revealed decreased resting  
443 metabolic rate after prolonged high-CO<sub>2</sub> exposure (Rummer et al., 2013; Pimentel et al., 2014;  
444 Heuer & Grosell, 2016).

445 Fish reproduction – indeed an energetically costly process – was unaffected by altered CO<sub>2</sub>  
446 levels, no matter which specific fish trait was considered. However, in this case, there were too

447 few experiments to draw a clear picture of the effect of rising CO<sub>2</sub> on fish reproduction. In this  
448 regard, work on OA effects on fish reproduction *per se* should be a priority given its importance  
449 for population replenishment.

450 Marine habitats with different salinity levels also vary greatly in PCO<sub>2</sub> and thus euryhaline  
451 species – e.g. those fish having the ability to effectively osmoregulate across a broad range of  
452 salinities – are likely to experience highly variable PCO<sub>2</sub> environments during their life cycle. This  
453 suggests these organisms (i.e. marine-brackish fish) can be pre-adapted to OA conditions.  
454 Contrary to what we expected, we found a significantly higher mortality of euryhaline fish  
455 exposed to high PCO<sub>2</sub> levels. Mortality of stenohaline fish (which cannot tolerate a broad range of  
456 salinities) was unaffected by OA but these fish showed increased calcification rates (otolith  
457 formation) and metabolic rate at resting when exposed at high PCO<sub>2</sub> levels. To date, the impact of  
458 OA on fish osmoregulation at ecologically relevant CO<sub>2</sub> conditions is critically understudied  
459 (Heuer & Grosell 2014).

460 Overall, we found a negative effect on yolk consumption (i.e. decreased yolk size) in fish  
461 exposed to elevated CO<sub>2</sub>. A decreased yolk size was evident after exposure to high PCO<sub>2</sub> levels  
462 for early developmental stages of benthic species, but not for pelagic ones. Similar to the trend  
463 proposed for stenohaline and euryhaline fish, some authors have hypothesised that embryos and  
464 larvae of pelagic spawning fish, which likely experience lower and more stable CO<sub>2</sub> conditions in  
465 the open ocean (Hofmann *et al.* 2011), might be more susceptible to CO<sub>2</sub> increases compared to  
466 the offspring of fish laying eggs in the benthic environment, which in turn might be better adapted  
467 to natural CO<sub>2</sub> fluctuations due to the alternation of photosynthetic and respiration processes by  
468 primary producers (Hofmann *et al.* 2011; Munday *et al.* 2011). Contrary to these expectations,  
469 when categorising yolk size responses according to the habitat of developing embryos, negative  
470 (i.e. decreased yolk size) responses have been noted at high PCO<sub>2</sub> levels only in benthic spawning  
471 fish, but not in offspring with pelagic development. It is known that through maternal

472 provisioning, females may adjust eggs characteristics (e.g. offspring yolk size) to environmental  
473 conditions (Chambers 1997) and that yolk consumption is affected by elevated CO<sub>2</sub> conditions  
474 during the embryonic development (Chambers *et al.* 2014).

475 Our meta-analysis also confirmed that OA could strongly influence the behaviour of tropical  
476 fish, particularly that of larvae and juveniles. Indeed, these responses were rather consistent at  
477 environmentally relevant PCO<sub>2</sub> levels expected by the next few decades. Importantly, the  
478 observed behavioural impairments were due to alterations of a range of different neurosensory  
479 functions. Olfaction was the most sensitive sensory function affecting fish behaviour even at PCO<sub>2</sub>  
480 levels expected in 2050. At the same time, in many experiments, fish reared in elevated CO<sub>2</sub>  
481 conditions were bolder, displaying up to 1.5-fold increase in their activity rates (e.g. less time  
482 spent in a shelter, or increased distance ventured) and therefore increased vulnerability to  
483 predators (e.g. Munday *et al.* 2010).

484 As animals respond to environmental change through behavioural modifications, the  
485 downstream consequences of the observed behavioural and activity effects (particularly on larvae  
486 and juvenile fish) are expected to lower fish ecological performance (e.g. with respect to predator-  
487 prey dynamics, recruitment success, settlement, homing and habitat choice) and therefore to affect  
488 the outcomes at community level (Nagelkerken & Munday 2016). Consistently, our quantitative  
489 findings indicate that the behavioural disruptions we identified could result in a higher predation  
490 risk and a lowered foraging activity, which in turn may lead to increased mortality and decreased  
491 growth, therefore decreasing the ability of a species to persist in a given community. Unexpectedly  
492 the settlement and homing ability (i.e., habitat choice) of fish was unaffected by rising CO<sub>2</sub> levels.  
493 Certain effects, such as an increase in fish activity (boldness) and changes in fish lateralization, do  
494 not have an immediate bearing on ecological “fitness”, because in nature they represent a trade off  
495 in which for example, bold individuals can find food faster (Mamuneas et al., 2015) but are more  
496 exposed to predation (Ward et al., 2004) than shy individuals. Similarly, although a high degree of

497 lateralization has been considered an advantage in terms of multitasking (escaping from predators  
498 and schooling; Bisazza & Dadda, 2005; Dadda & Bisazza, 2006; Dadda et al., 2010, Domenici et  
499 al., 2012), it was suggested to represent a trade off with the ability to deal equally well with stimuli  
500 of threats from all directions (Vallortigara & Rogers, 2005). In these cases, the effect of elevated  
501 CO<sub>2</sub> may be detrimental for fish because it alters the balance within the continuum of bold vs. shy  
502 and lateralized vs. non-lateralized individuals, with potential ecological consequences at  
503 population level (Sih et al., 2012).

504

#### 505 *Ocean acidification effects on fish under different experimental CO<sub>2</sub> exposure duration*

506 To date, a great uncertainty associated with the consequences of different CO<sub>2</sub> projections on  
507 teleost fish, relies on whether such organisms will be able to cope with ongoing rapid changes in  
508 the carbonate chemistry of the ocean. Our analyses following different CO<sub>2</sub> exposure times from  
509 field- and lab-based experiments revealed that moderate PCO<sub>2</sub> levels have no effects on fish eco-  
510 physiology both in short- and long-term experiments, and that fish behavioural performances are  
511 disrupted particularly in chronically exposed fish populations. Despite consistent responses on fish  
512 calcification and behaviour, we found that high PCO<sub>2</sub> levels significantly affect mortality and  
513 growth of fish only after short- but not after long-term elevated CO<sub>2</sub> exposures. Indeed, our  
514 analyses suggests that further longer term and multi-generational experiments are needed to test  
515 for a potential adaptation of fish occurring at altered PCO<sub>2</sub> levels and we identify this issue as a  
516 critical gap of knowledge, which is further discussed in the next paragraph.

517

#### 518 *Future directions and conclusions*

519 Acclimation and adaptation may have significant consequences for how marine organisms  
520 will respond to future high CO<sub>2</sub> oceans (Sunday et al., 2014) and some previous work argues that  
521 adaptation may be too slow for long-lived species (Pörtner et al., 2014). Due to the small number

522 of experiments carried out so far, quantitative generalisations are not possible yet, and our  
523 investigation identified a critical need to increase the number of fish studies addressing such  
524 processes under OA. To date, experimental findings are not in line with conclusions made using  
525 fossil records and observations from paleo-studies which suggested that teleosts are very tolerant  
526 to elevated  $PCO_2$  levels when compared to invertebrate taxa (Wittmann & Pörtner, 2013). In this  
527 context, a few studies showed mixed potential for transgenerational acclimation (e.g. Allan et al.,  
528 2014; Welch et al., 2014) while others, examining OA effects on chronically  $CO_2$  exposed fish  
529 populations (e.g. those from volcanic  $CO_2$  seeps), documented changes in embryo metabolism,  
530 olfaction, spawning behaviour, and escape response (Munday et al., 2014; Nagelkerken et al.,  
531 2015; Cattano et al., 2016; Milazzo et al., 2016). Although much progress has been made in  
532 designing experiments to assess how elevated  $PCO_2$  can alter fish ecophysiology and behaviour, to  
533 date we are still far from understanding adaptive capacity to OA (Munday et al., 2013).

534         Given that additional environmental stressors will lead to dramatic ocean change in the  
535 future – i.e. increasing seawater temperature and more severe hypoxia are predicted to occur  
536 concomitantly to rising seawater  $CO_2$  – their effects are unlikely to operate independently and  
537 there is a need to understand how the combined consequences of these stressors will affect the  
538 fitness of marine fish. Pörtner and Farrell (2008) have hypothesised additive and synergic effects  
539 of temperature and elevated  $CO_2$  on individual performance, increasing the energy requirements  
540 for homeostasis regulation, and therefore, reducing the amount of energy available for other  
541 biological processes. Similarly, by constraining metabolism, predicted warming and hypoxia can  
542 be expected to contract the distribution of marine fish (Deutsch et al., 2015). Importantly, there  
543 may be genetic correlations between phenotypic variation associated ocean acidification, warming  
544 and hypoxia that could potentially limit the rate of adaptation to these stressors when two or more  
545 of them occur simultaneously, and have antagonistic effects (Munday et al., 2013). Identifying  
546 such constraints will be an important issue for studies on the adaptive potential of fishes to OA.

547       An additional unavoidable limitation of most OA studies on fish and other taxa is their un-  
548       representativeness of ecosystem effects since they do not take into account the complex species  
549       interactions acting at multiple levels of organisation in the real world. Yet, some attempts have  
550       succeeded in testing OA effects on key community ecological interactions (e.g. competition and  
551       predation) involving fish in their natural habitat (Nagelkerken & Munday, 2016). In this context,  
552       our study might also identify the need to expand the number of OA studies examining fish  
553       responses to community shifts and biogenic habitat modifications in naturally high CO<sub>2</sub>  
554       environments (Munday et al., 2014, Enochs et al., 2015; Nagelkerken et al., 2015; Sunday et al.,  
555       2016).

556       In summary, here we document negative effects on many fish eco-physiological and  
557       behavioural responses at CO<sub>2</sub> levels expected by the next few decades or by the end of this century  
558       depending on the CO<sub>2</sub> emission scenario considered. We suggest that some direct effects –  
559       particularly on fish mortality and growth – may be underestimated as we found increased  
560       predation risk and decreased foraging, confirm that larvae are the most sensitive life stages  
561       (Munday et al., 2009a), and advise that downstream ecological consequences can be very likely.  
562       Importantly, we do not find any traits potentially conferring fish tolerance to elevated CO<sub>2</sub>, and  
563       thus reject previous hypotheses that some specific fish traits (e.g., those species characteristics  
564       associated to highly fluctuating PCO<sub>2</sub> environments) may mitigate such responses. Many  
565       explanations for documented eco-physiological and behavioural responses of marine fish to  
566       elevated CO<sub>2</sub> rely on changes expected to occur in fish brain function (Nilsson *et al.* 2012) and  
567       acid-base compensation (Heuer & Grosell 2014). Likely, effects on fish will be heaviest where  
568       ocean acidification, warming, and hypoxia regionally coexist, indicating that studies like the one  
569       we present focussing on an individual environmental drivers of change maybe conservative.  
570       However, some level of uncertainty remains over the long-term persistence of the observed effects  
571       on fish, particularly on some eco-physiological response variables. Given the importance of

572 marine fish livelihoods in coastal communities, for ecosystem stability and food webs, it is  
573 fundamentally critical to slow down current rates of CO<sub>2</sub> emissions and deviate from the expected  
574 scenarios to mitigate OA effects on fish.

575

## 576 **AUTHORS CONTRIBUTIONS**

577 C.C., J.C. and M.M. conceptualized and designed the paper; C.C. assembled the data; C.C.,  
578 J.C. and M.M. analyzed the data. C.C. and M.M. produced figures and drafted the paper; all  
579 authors contributed to discussion, writing, and interpretation.

580

## 581 **ACKNOWLEDGEMENTS**

582 We wish to thank Philip L. Munday and Benjamin P. Harvey for the insightful and  
583 constructive comments on the early draft of this manuscript. We also thank Jodie L. Rummer and  
584 Gabrielle M. Miller for providing data. This research was supported by FFR-A funds from  
585 University of Palermo to M.M and a PhD grant to C.C.

586

## 587 **REFERENCES**

- 588 Allan, B.J.M., Miller, G.M., McCormick, M.I., Domenici, P. & Munday, P.L. (2014). Parental  
589 effects improve escape performance of juvenile reef fish in a high-CO<sub>2</sub> world. *Proc. R. Soc.*  
590 *B*, 281, 20132179.
- 591 Baumann, H., Talmage, S.C. & Gobler C.J. (2012). Reduced early life growth and survival in a  
592 fish in direct response to increased carbon dioxide. *Nat. Clim. Change*, 2, 38–41.
- 593 Bisazza, A. & Dadda, M. (2005). Enhanced schooling performance in lateralized fishes. *Proc. R.*  
594 *Soc. B*, 272, 1677–1681.

595 Bopp, L., Resplandy, L., Orr, J.C., Doney, S.C., Dunne, J.P., Gehlen, M. *et al.* (2013). Multiple  
596 stressors of ocean ecosystems in the 21st century: projections with CMIP5 models.  
597 *Biogeosciences*, 10, 6225–6245.

598 Brauner, C.J. & Baker, D.W. (2009). Patterns of acid–base regulation during exposure to  
599 hypercarbia in fishes. In: Cardio-Respiratory Control in Vertebrates: Comparative and  
600 Evolutionary Aspects (eds.: Glass, M.L. & Wood S.C.). Springer Berlin. pp. 43–63.

601 Briffa, M., de la Haye, K. & Munday, P.L. (2012). High CO<sub>2</sub> and marine animal behaviour:  
602 potential mechanisms and ecological consequences. *Mar. Pollut. Bull.*, 64(8), 1519–1528.

603 Cattano, C., Giomi, F. & Milazzo, M. (2016). Effects of ocean acidification on embryonic  
604 respiration and development of a temperate wrasse living along a natural CO<sub>2</sub> gradient.  
605 *Conserv. Physiol.*, DOI: 10.1093/conphys/cov073.

606 Chambers, R.C. (1997). Environmental influences on egg and propagule sizes in marine fishes. In:  
607 Early Life History and Recruitment in Fish Populations (eds. Chambers, R.C. & Trippel,  
608 E.A.). Chapman & Hall, London, pp 63–102.

609 Chambers, R.C., Candelmo, A.C., Habeck, E.A., Poach, M.E., Wieczorek, D., Cooper, K.R. *et al.*  
610 (2014). Effects of elevated CO<sub>2</sub> in the early life stages of summer flounder, *Paralichthys*  
611 *dentatus*, and potential consequences of ocean acidification. *Biogeosciences*, 11, 1613–1626.

612 Chivers, D.P., McCormick, M.I., Nilsson, G.E., Munday, P.L., Watson, S.A., Meekan, M.G. *et al.*  
613 (2014). Impaired learning of predators and lower prey survival under elevated CO<sub>2</sub>: a  
614 consequence of neurotransmitter interference. *Glob. Change Biol.*, 20(2), 515–522.

615 Claiborne, J.B., Edwards, S.L. & Morrison-Shetlar, A.I. (2002). Acid-base regulation in fishes:  
616 cellular and molecular mechanisms. *J. Exp. Zool.*, 293, 302–319.

617 Clements, J.C., Hunt, H.L. (2015). Marine animal behaviour in a high CO<sub>2</sub> ocean. *Mar. Ecol.*  
618 *Prog. Ser.*, 536, 259–279.

619 Convention on Biological Diversity (2014). An Updated Synthesis of the Impacts of Ocean Acidi-  
620 cation on Marine Biodiversity (Eds.: Hennige, S., Roberts, J.M. & Williamson, P.).  
621 Montreal, Technical Series No. pp. 75–99.

622 Couturier, C.S., Stecyk, J.A., Rummer, J.L., Munday, P.L. & Nilsson, G.E. (2013). Species-  
623 specific effects of near-future CO<sub>2</sub> on the respiratory performance of two tropical prey fish  
624 and their predator. *Comp. Biochem. Physiol. A Mol. Integr. Physiol.*, 166, 482–489.

625 Dadda, M., Koolhaas, W.H. & Domenici, P. (2010). Behavioural asymmetry affects escape  
626 performance in a teleost fish. *Biol. Lett.*, 6, 414–417.

627 Dadda, M. & Bisazza, A. (2006). Does brain asymmetry allow efficient performance of  
628 simultaneous tasks? *Anim. Behav.*, 72, 523–529.

629 Deutsch, C., Ferrel, A., Seibel, B., Pörtner, H.O. & Huey, R.B. (2015). Climate change tightens a  
630 metabolic constraint on marine habitats. *Science*, 348, 1132–1135.

631 Devine, B., Munday, P.L. & Jones, G. (2012). Rising CO<sub>2</sub> concentrations affect settlement  
632 behaviour of larval damselfishes. *Coral Reefs*, 31, 229–238.

633 Domenici, P., Allan, B., McCormick, M.I. & Munday, P.L. (2012). Elevated carbon dioxide  
634 affects behavioural lateralization in a coral reef fish. *Biol. Lett.*, 8(1), 78–81.

635 Domenici, P., Allan, B., Watson S.A., McCormick, M.I. & Munday, P.L. (2014). Shifting from  
636 right to left: the combined effect of elevated CO<sub>2</sub> and temperature on behavioural  
637 lateralization in a coral reef fish. *PLoS ONE* 9 (1), e87969.

638 Doney, S.C., Fabry, V.J., Feely, R.A. & Kleypas, J.A. (2009). Ocean acidification: the other CO<sub>2</sub>  
639 problem. *Ann. Rev. Mar. Sci.*, 1, 169–192.

640 Enochs, I.C., Manzello, D.P., Carlton, R.D., Graham, D.M., Ruzicka, R. & Colella, M.A. (2015).  
641 Ocean acidification enhances the bioerosion of a common coral reef sponge: implications for  
642 the persistence of the Florida Reef Tract. *Bull. Mar. Sci.*, 91(2), 271–290.

Esbaugh, A. J., Heuer, R., Grosell, M. (2012). Impacts of ocean acidification on respiratory gas exchange and acid-base balance in a marine teleost, *Opsanus beta*. *J COMP PHYSIOL B*, **182**, 921–934.

Esbaugh, A.J., Ern, R., Nordi, W.M. & Johnson, A.S. (2016). Respiratory plasticity is insufficient to alleviate blood acid–base disturbances after acclimation to ocean acidification in the estuarine red drum, *Sciaenops ocellatus*. *J. Comp. Physiol. B*, 186, 97–109.

Esbaugh, A.J. (2017). Physiological implications of ocean acidification for marine fish: emerging patterns and new insights. *J. Comp. Physiol. B*, 1–13.

Estrada, A., Morales-Castilla, I., Caplat, P. & Early R. (2016). Usefulness of species traits in predicting range shifts. *Trends Ecol. Evol.*, 31(3), 190–203.

Fabry, V.J., Seibel, B.A., Feely, R.A. & Orr, J.C. (2008). Impacts of ocean acidification on marine fauna and ecosystem processes. *ICES J. Mar. Sci.*, 65(3), 414–432.

Ferrari, M.C., Munday, P.L., Rummer, J.L., McCormick, M.I., Corkill, K., Watson, S-A. *et al.* (2015). Interactive effects of ocean acidification and rising sea temperatures alter predation rate and predator selectivity in reef fish communities. *Glob. Change Biol.*, 21(5), 1848–1855.

Flynn, E.E., Bjelde, B.E., Miller, N.A. & Todgham, A.E. (2015). Ocean acidification exerts negative effects during warming conditions in a developing Antarctic fish. *Conserv. Physiol.*, 3(1), cov033.

Gagliano, M., Depczynski, M., Simpson, S.D. & Moore, J.A. (2008). Dispersal without errors: symmetrical ears tune into the right frequency for survival. *Proc. R. Soc. B*, 275(1634), 527–534.

Gattuso, J., Magnan, A., Billé, R., Cheung, W.L., Howes, E.L., Joos, F. *et al.* (2015). Contrasting futures for ocean and society from different anthropogenic CO<sub>2</sub> emissions scenarios. *Science*, 349(6243), aac4722.

668 Hamilton, T.J., Holcombe, A. & Tresguerres, M. (2014). CO<sub>2</sub>-induced ocean acidification  
669 increases anxiety in Rockfish via alteration of GABAA receptor functioning. *Proc. R. Soc.*  
670 *B*, 281, 20132509.

671 Harvey, B.P., Gwynn-Jones, D. & Moore, P.J. (2013). Meta-analysis reveals complex marine  
672 biological responses to the interactive effects of ocean acidification and warming. *Ecol.*  
673 *Evol.*, 3(4), 1016–1030.

674 Hedges, L.V., Gurevitch, J. & Curtis, P.S. (1999). The meta-analysis of response ratios in  
675 experimental ecology. *Ecology*, 80, 1150–1156.

676 Hendriks, I.E., Duarte, C.M. & Alvarez, M. (2010). Vulnerability of marine biodiversity to ocean  
677 acidification: A meta-analysis. *Estuar. Coast. Shelf. S.*, 86(2), 157–164.

678 Heuer, R.M. & Grosell, M. (2014). Physiological impacts of elevated carbon dioxide and ocean  
679 acidification on fish. *Am. J. Physiol. Regul. Integr. Comp. Physiol.*, 307(9), 1061–1084.

680 Heuer RM, Grosell M (2016) Elevated CO<sub>2</sub> increases energetic cost and ion movement in the  
681 marine fish intestine. *Sci. Rep.*, 6, 34480.

682 Hofmann, G.E., Smith, J.E., Johnson, K.S., Send, U., Levin, L.A., Micheli, F. *et al.* (2011). High-  
683 Frequency Dynamics of Ocean pH: A Multi-Ecosystem Comparison. *PLoS ONE*, 6(12),  
684 e28983.

685 Hönisch, B., Ridgwell, A., Schmidt, D., Thomas, E., Gibbs, S.J., Sluijs, A. *et al.* (2012). The  
686 geological record of ocean acidification. *Science*, 335(6072), 1058–1063.

687 Hurst, T.P., Fernandez, E.R. & Mathis, J.T. (2013). Effects of ocean acidification on hatch size  
688 and larval growth of walleye pollock (*Theragra chalcogramma*). *ICES J. Mar. Sci.*, 70(4),  
689 812–822.

690 Ishimatsu, A., Hayashi, M. & Kikkawa, T. (2008). Fishes in high-CO<sub>2</sub>, acidified oceans. *Mar.*  
691 *Ecol. Prog. Ser.*, 373, 295–302.

692 Jutfelt, F., Souza, K.B., Vuylsteke, A. & Sturve J. (2013). Behaviour disturbance in a temperate  
693 fish exposed to sustained high-CO<sub>2</sub> levels. *PLoS ONE* 8: e65825.

694 Kroeker, K., Kordas, R.L., Crim, R.N. & Singh, G.G. (2010). Meta-analysis reveals negative yet  
695 variable effects of ocean acidification on marine organisms. *Ecol. Lett.*, 13, 1419–1434.

696 Kroeker, K.J., Kordas, R.L., Crim, R., Hendriks, I.E., Ramajo, L., Singh, G.S. *et al.* (2013).  
697 Impacts of ocean acidification on marine organisms: quantifying sensitivities and interaction  
698 with warming. *Glob. Change Biol.*, 19, 1884–1896.

699 Lai, F., Jutfelt, F. & Nilsson, G.E. (2015). Altered neurotransmitter function in CO<sub>2</sub>-exposed  
700 stickleback (*Gasterosteus aculeatus*): a temperate model species for ocean acidification  
701 research. *Conserv. Physiol.*, 3(1), cov018.

702 Lefevre, S. (2016). Are global warming and ocean acidification conspiring against marine  
703 ectotherms? A meta-analysis of the respiratory effects of elevated temperature, high CO<sub>2</sub> and  
704 their interaction. *Conserv. Physiol.*, 4(1), cow009.

705 Leis, J.M. & McCormick, M.I. (2002). The biology, behaviour and ecology of the pelagic, larval  
706 stage of coral reef fishes. In: Coral Reef Fishes. Dynamics and Diversity in a Complex  
707 Ecosystem (ed.: Sale, P.F.). Academic Press, San Diego, CA, pp. 171–199.

708 Malvezzi, A.J., Murray, C.S., Feldheim, K.A., DiBattista, J.D., Garant, D., Gobler, C.J. *et al.*  
709 (2015). A quantitative genetic approach to assess the evolutionary potential of a coastal  
710 marine fish to ocean acidification. *Evol. Appl.*, 8(4), 352–362.

711 Mamuneas, D., Spence, A.J., Manica, A. & King, A.J. (2015). Bolder stickleback fish make faster  
712 decisions, but they are not less accurate. *Behav. Ecol.*, 26(1), 91–96.

713 McNeil, B.I. & Sasse, T.P. (2016). Future ocean hypercapnia driven by anthropogenic  
714 amplification of the natural CO<sub>2</sub> cycle. *Nature*, 529(7586), 383–386.

715 Meinshausen, M., Smith, S.J., Calvin, K., Daniel, J.S., Kainuma, M.L.T., Lamarque, J-F. *et al.*  
716 (2011). The RCP greenhouse gas concentrations and their extensions from 1765 to 2300.  
717 *Climatic Change*, 109(1-2), 213–241.

718 Melzner, F., Gutowska, M., Langenbuch, M., Dupont, S., Lucassen, M., Thorndyke, M.C. *et al.*  
719 (2009). Physiological basis for high CO<sub>2</sub> tolerance in marine ectothermic animals: pre-  
720 adaptation through lifestyle and ontogeny? *Biogeosciences*, 6, 2313–2331.

721 Milazzo, M., Cattano, C., Alonzo, S., Foggo, A., Gristina, M., Rodolfo-Metalpa, R. *et al.* (2016).  
722 Ocean acidification affects fish spawning but not paternity at CO<sub>2</sub> seeps. *Proc. R. Soc. B*,  
723 283, 20161021.

724 Miller, T.J., Crowder, L.B., Rice, J.A. & Marchall, E.A. (1988). Larval size and recruitment  
725 mechanisms in fishes: toward a conceptual framework. *Can. J. Fish. Aquat. Sci.*, 45, 1657–  
726 1670.

727 Miller, G.M., Watson, S.A., Donelson, J.M., McCormick, M.I. & Munday, P.L. (2012). Parental  
728 environment mediates impacts of increased carbon dioxide on a coral reef fish. *Nat. Clim.*  
729 *Change*, 2, 858–861.

730 Munday, P.L., Jones, G.P., Pratchett, M.S., Williams, A.J. (2008) Climate change and the future  
731 for coral reef fishes. *Fish. Fish.*, **9**, 261–285

732 Munday, P.L., Donelson, J.M., Dixon, D.L. & Endo, G.G. (2009a). Effects of ocean acidification  
733 on the early life history of a tropical marine fish. *Proc. R. Soc. B*, 276, 3275–3283.

734 Munday, P.L., Crawley, N.E. & Nilsson, G.E. (2009b). Interacting effects of elevated temperature  
735 and ocean acidification on the aerobic performance of coral reef fishes. *Mar. Ecol. Prog.*  
736 *Ser.*, 388, 235–242.

737 Munday, P.L., Dixon, D.L., McCormick, M.I., Meekan, M., Ferrari, M.C.O. & Chivers, D.P.  
738 (2010). Replenishment of fish populations is threatened by ocean acidification. *Proc. Natl.*  
739 *Acad. Sci.*, 107, 12930–12934.

740 Munday, P.L., Gagliano, M., Donelson, J.M., Dixon, D.L. & Thorrold, S.R. (2011). Ocean  
 741 acidification does not affect the early life history development of a tropical marine fish. *Mar.*  
 742 *Ecol. Prog. Ser.*, 423, 211–221.

743 Munday, P.L., Pratchett, M.S., Dixon, D.L., Donelson, J.M., Endo, G.G.K., Reynolds, A.D. *et al.*  
 744 (2013). Elevated CO<sub>2</sub> affects the behavior of an ecologically and economically important  
 745 coral reef fish. *Mar. Biol.*, 160, 2137–2144.

746 Munday, P.L., Cheal, A.J., Dixon, D.L., Rummer, J.L. & Fabricius, K.E. (2014). Behavioural  
 747 impairment in reef fishes caused by ocean acidification at CO<sub>2</sub> seeps. *Nat. Clim. Change*,  
 748 4(6), 487–492.

749 Murray, C.S., Malvezzi, A., Gobler, C.J. & Baumann, H. (2014). Offspring sensitivity to ocean  
 750 acidification changes seasonally in a coastal marine fish. *Mar. Ecol. Prog. Ser.*, 504, 1–11.

751 Nagelkerken, I., Russell, B.D., Gillanders, B.M. & Connell, S.D. (2015). Ocean acidification alters  
 752 fish populations indirectly through habitat modification. *Nat. Clim. Change*, 6, 89–93

753 Nagelkerken, I. & Connell, S.D. (2015). Global alteration of ocean ecosystem functioning due to  
 754 increasing human CO<sub>2</sub> emissions. *Proc. Natl. Acad. Sci.*, 112(43), 13272–13277.

755 Nagelkerken, I. & Munday, P.L. (2016). Animal behaviour shapes the ecological effects of ocean  
 756 acidification and warming: moving from individual to community-level responses. *Glob.*  
 757 *Change Biol.*, 22(3), 974–989.

758 Nilsson, G.E., Dixon, D.L., Domenici, P., McCormick, M.I., Sorensen, C., Watson, S-A. *et al.*  
 759 (2012). Near-future carbon dioxide levels alter fish behaviour by interfering with  
 760 neurotransmitter function. *Nat. Clim. Change*, 2, 201–204.

761 Osenberg, C.W., Sarnelle, O. & Cooper, S.D. (1997). Effect size in ecological experiments: the  
 762 application of biological models in meta-analysis. *Am. Nat.*, 150, 798–812.

763 Perry, S.F. & Gilmour, K.M. (2006). Acid–base balance and CO<sub>2</sub> excretion in fish: Unanswered  
 764 questions and emerging models. *Respir. Physiol. Neurobiol.*, 165, 199–215.

765 Pimentel, M., Pegado, M., Repolho, T. & Rosa, R. (2014). Impact of ocean acidification in the  
 766 metabolism and swimming behavior of the dolphinfish (*Coryphaena hippurus*) early larvae.  
 767 *Mar. Biol.*, 161(3), 725–729.

768 Pörtner, H.O. & Farrell, A.P. (2008). Physiology and climate change. *Science*, 322, 690–692.

769 Pörtner, H.O., Karl, D.M., Boyd, P.W., Cheung, W.W.L., Lluch-Cota, S.E., Nojiri, Y. *et al.*  
 770 (2014). Ocean systems. In: Climate Change 2014: Impacts, Adaptation, and Vulnerability.  
 771 Part A: Global and Sectoral Aspects. Contribution of Working Group II to the Fifth  
 772 Assessment Report of the Intergovernmental Panel on Climate Change. Cambridge  
 773 University Press, New York, NY, USA, pp. 411–484.

774 Pörtner, H.O. (2004). Climate Variability and the Energetic Pathways of Evolution: The Origin of  
 775 Endothermy in Mammals and Birds. *Physiol. Biochem. Zool.*, 77(6), 959–981

776 R Core Team (2016). R: A language and environment for statistical computing. R Foundation for  
 777 Statistical Computing, Vienna, Austria. URL <http://www.R-project.org/>.

778 Riebesell, U. & Gattuso, J-P. (2015). Lessons learned from ocean acidification research. *Nat.*  
 779 *Clim. Change*, 5, 12–14

780 Rodolfo-Metalpa, R., Houlbrèque, F., Tambutté, É., Boisson, F., Baggini, C., Patti, F.P. *et al.*  
 781 (2011). Coral and mollusc resistance to ocean acidification adversely affected by warming.  
 782 *Nat. Clim. Change*, 1, 308–312.

783 Rummer, J.L., Stecyk, J.A., Couturier, C.S., Watson, S-A., Nilsson, G.E. & Munday, P.L. (2013).  
 784 Elevated CO<sub>2</sub> enhances aerobic scope of a coral reef fish. *Conserv. Physiol.*, 1, cot023.

785 Sih, A., Cote, J., Evans, M., Fogarty, S. & Pruitt, J. (2012). Ecological implications of behavioural  
 786 syndromes. *Ecol. Lett.*, 15(3), 278–289.

787 Sokolova, I.M. (2013). Energy-Limited Tolerance to Stress as a Conceptual Framework to  
 788 Integrate the Effects of Multiple Stressors. *Integr. Comp. Biol.*, 53(4), 597–608.

789 Stocker, T.F., Qin, D., Plattner, G-K., Alexander, L.V., Allen, S.K., Bindoff, N.L. *et al.* (2013).  
790 Technical Summary. In: Climate Change 2013: The Physical Science Basis. Contribution of  
791 Working Group I to the Fifth Assessment Report of the Intergovernmental Panel on Climate  
792 Change. Cambridge University Press, New York, USA, pp. 33–115.

793 Sunday, J.M., Calosi, P., Dupont, S., Munday, P.L., Stillman, J.H. & Reusch, T.B.H. (2014).  
794 Evolution in an acidifying ocean. *Trends Ecol. Evol.*, 29(2), 117–125.

795 Sunday, J.M., Fabricius, K.E., Kroeker, K.J., Anderson, K.M., Brown, N.E., Barry, J.P. *et al.*  
796 (2016). Ocean acidification can mediate biodiversity shifts by changing biogenic habitat.  
797 *Nat. Clim. Change*, 7, 81–85.

798 Vallortigara, G., Rogers, L.J. (2005). Survival with an asymmetrical brain: Advantages and  
799 disadvantages of cerebral lateralization. *Behav. Brain Funct.*, 28, 575–588.

800 Viechtbauer, W. (2010). Conducting Meta-Analyses in R with the metaphor Package. *J. Stat.*  
801 *Softw.*, 36, 1-48.

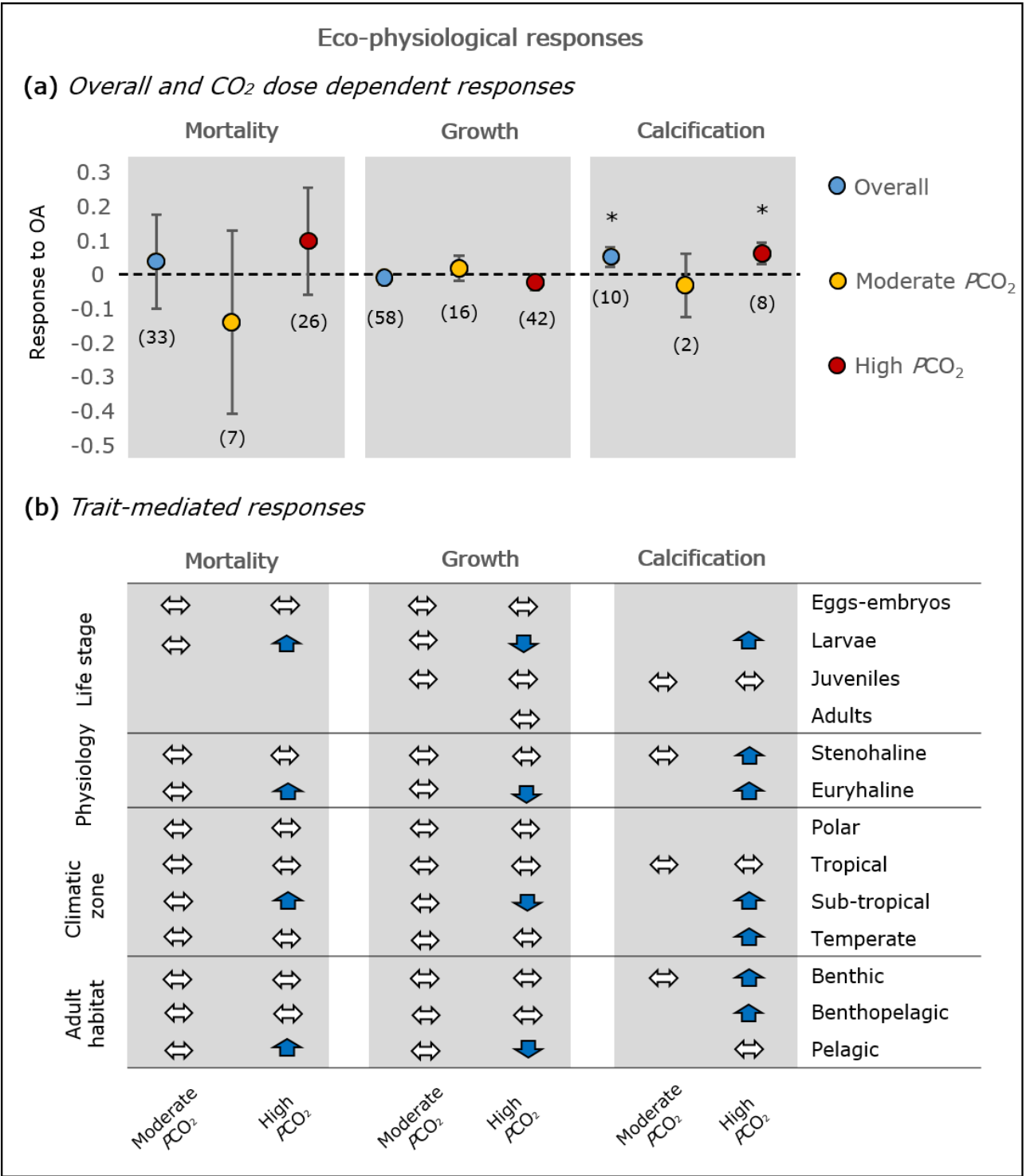
802 Ward, A.W., Thomas, P., Hart, P.B. & Krause, J. (2004). Correlates of boldness in threespined  
803 sticklebacks (*Gasterosteus aculeatus*). *Behav. Ecol. Sociobiol.*, 55, 561–568.

804 Welch, M.J., Watson, S-A., Welsh, J.Q., McCormick, M.I. & Munday, P.L. (2014). Effects of  
805 elevated CO<sub>2</sub> on fish behaviour undiminished by transgenerational acclimation. *Nat. Clim.*  
806 *Change*, 4, 1086–1089.

807 Wilson, R.W., Millero, F.J., Taylor, J.R., Walsh, P.J., Christensen, V., Jennings, S. *et al.* (2009).  
808 Contribution of fish to the marine inorganic carbon cycle. *Science*, 323(5912), 359–362.

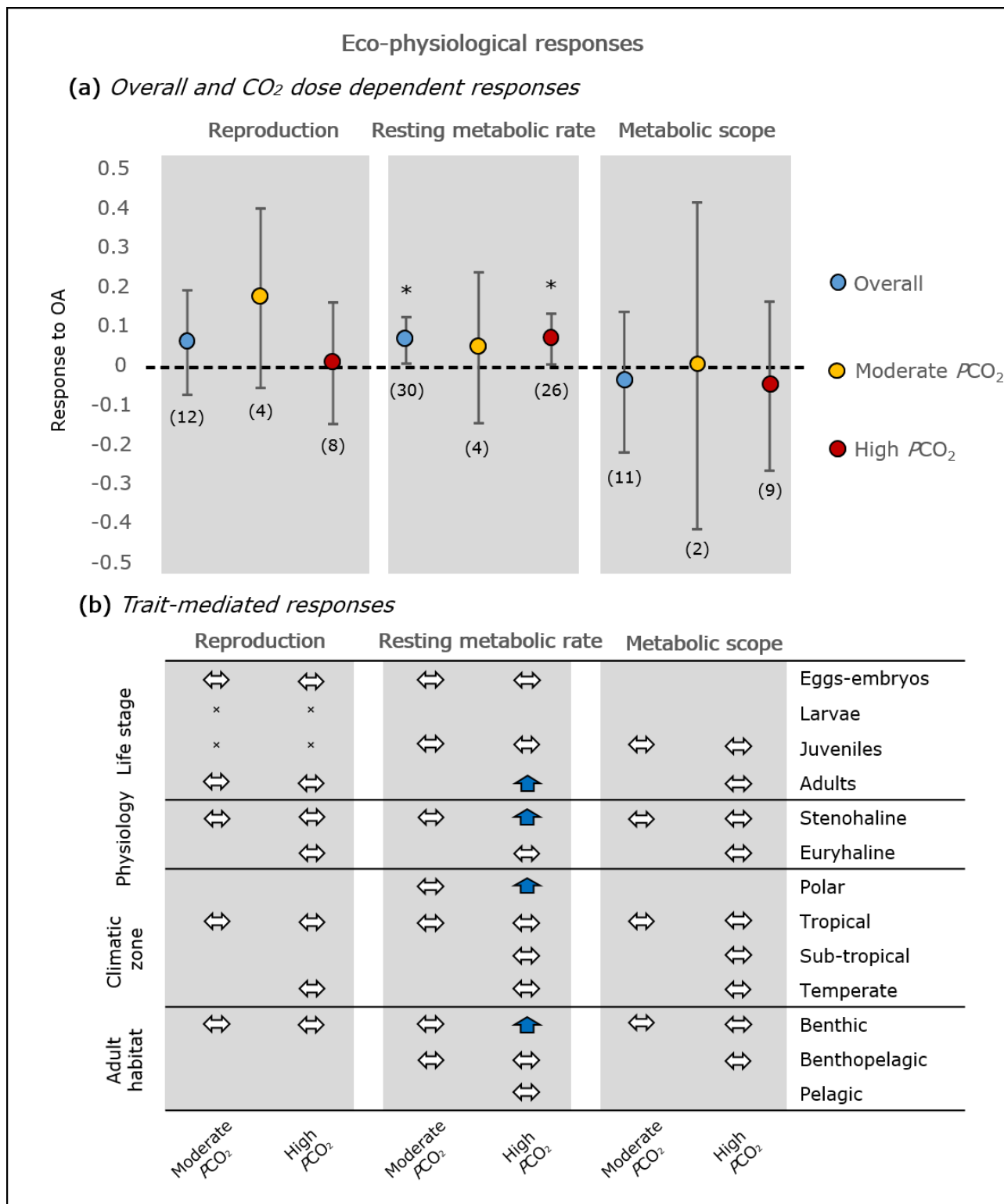
809 Wittmann, A.C. & Pörtner, H.O. (2013). Sensitivities of extant animal taxa to ocean acidification.  
810 *Nat. Clim. Change*, 3(11), 995–1001.

811



**Figure 1** OA effects on fish eco-physiological responses (mortality, resting metabolic rate and metabolic scope). **(a)** Overall and CO<sub>2</sub> dose-dependent responses. Effect sizes ( $\pm 95\%$  CI) are shown for each response variable, overall and for each CO<sub>2</sub> projection (see Materials and methods for details). The number of contrasts considered per response is showed in parentheses. Asterisk

817 indicates significant difference from zero. **(b)** Summary of trait-mediated responses for each CO<sub>2</sub>  
818 projection relative to fish mortality, resting metabolic rate and metabolic scope. Arrows show the  
819 directionality of the responses: “↑” significantly positive; “↓” significantly negative; “↔” null; “x”  
820 not applicable. See also Figures S1-S3 for full results.



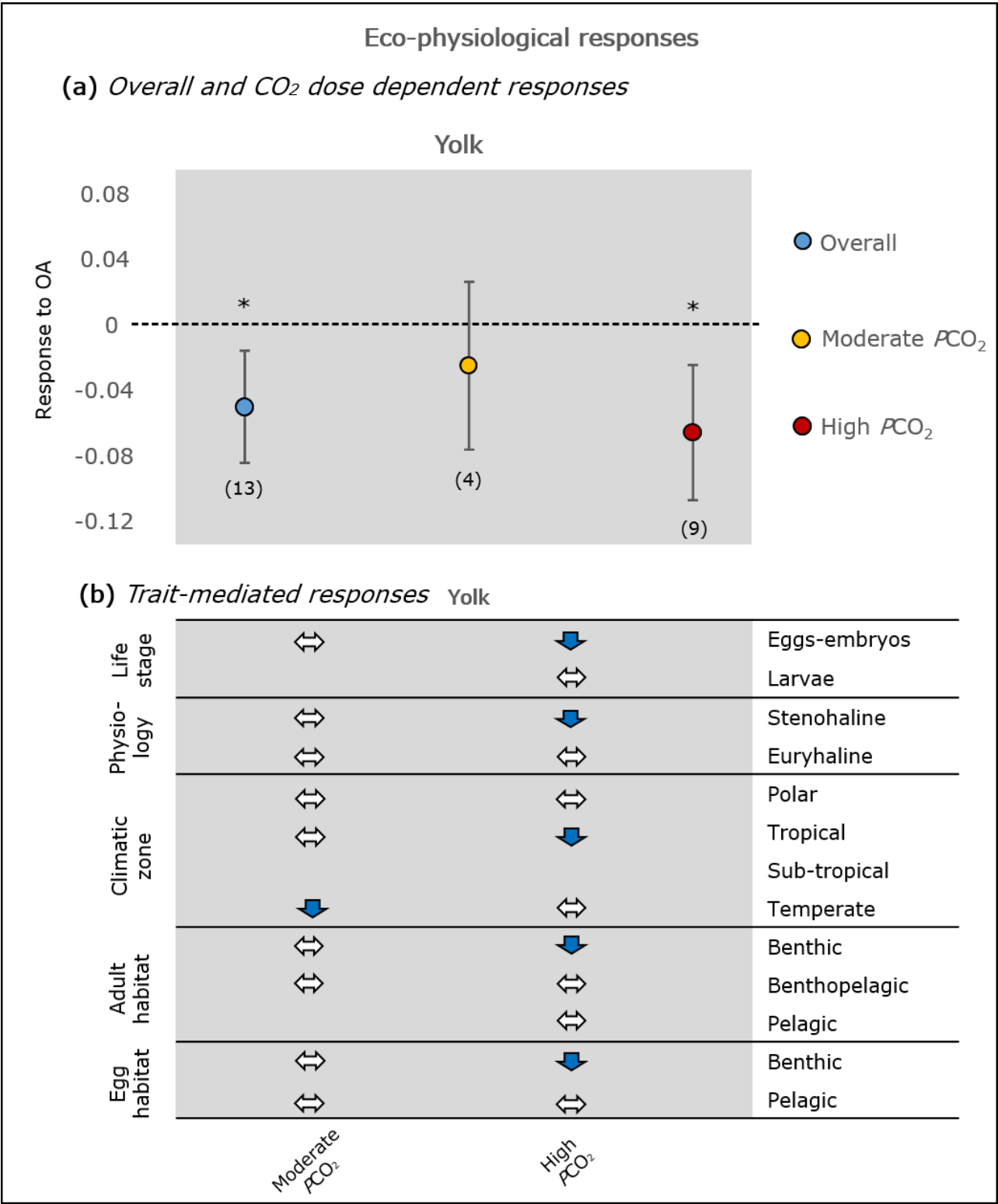
821

822 **Figure 2** OA effects on fish eco-physiological responses (reproduction, growth and calcification).

823 **(a)** Overall and CO<sub>2</sub> dose-dependent responses and **(b)** summary of trait-mediated responses for

824 each CO<sub>2</sub> projection relative to fish reproduction, growth, and calcification. Symbols and type of  
825 data as reported in Figure 1 legend , see also Figures S4-S6 for full results.

826

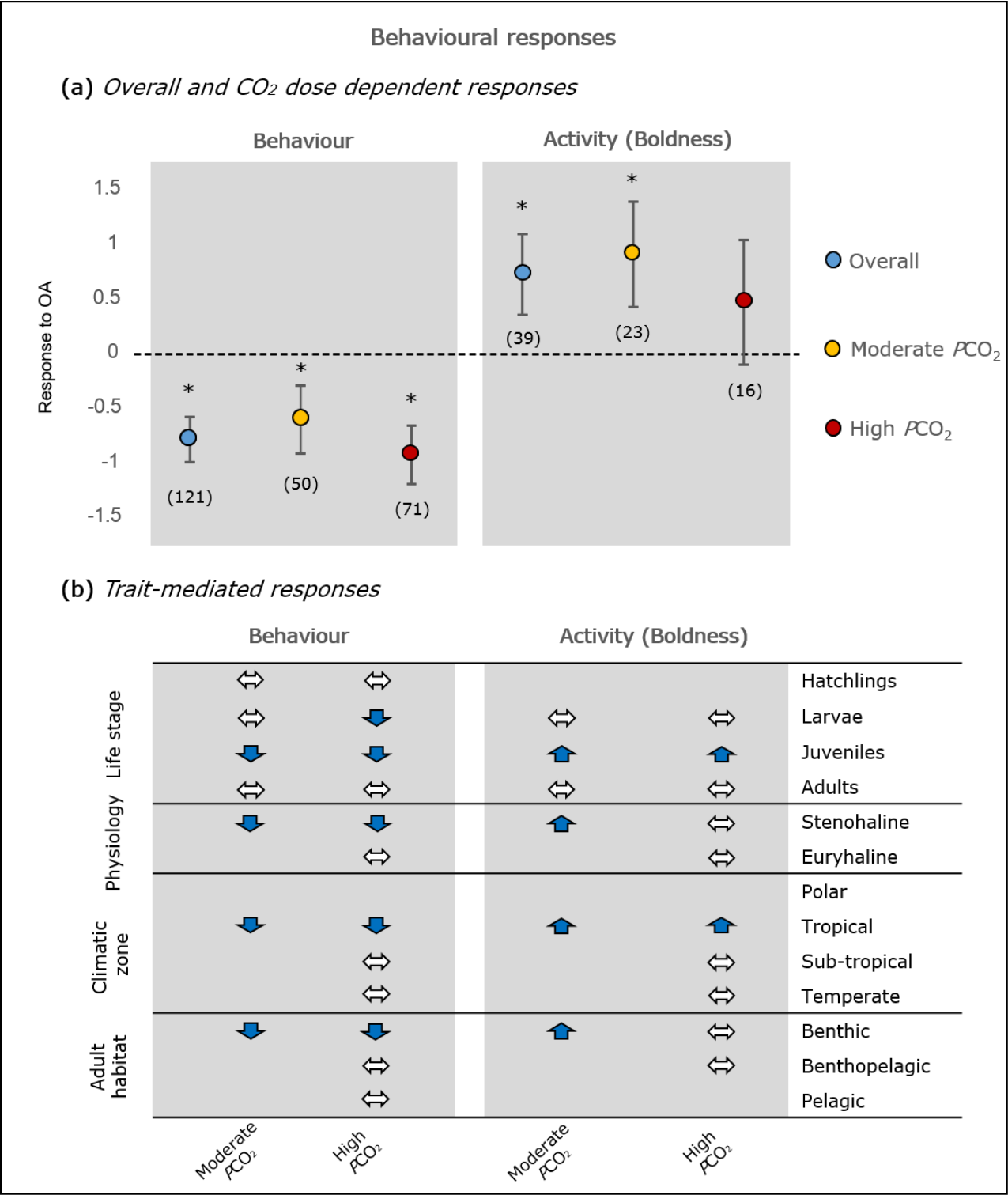


827

828 **Figure 3** OA effects on fish development (yolk, hatching time and embryonic abnormalities). **(a)**

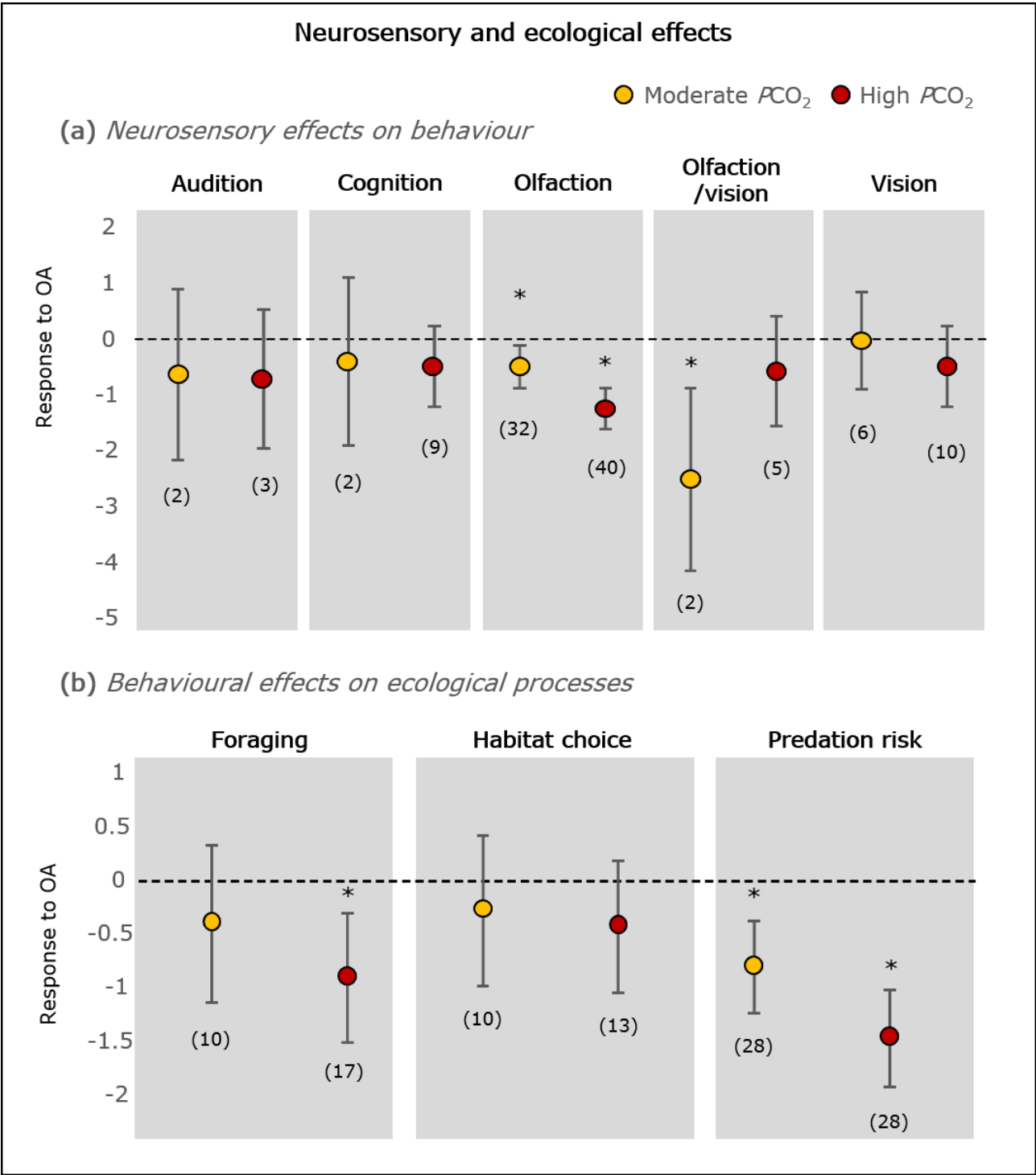
829 Overall and CO<sub>2</sub> dose-dependent responses and **(b)** summary of trait-mediated responses for each

830 CO<sub>2</sub> projection relative to yolk, hatching time and embryonic abnormalities. Symbols and type of  
831 data as reported in Figure 1 legend, see also Figure S7 for full results.  
832

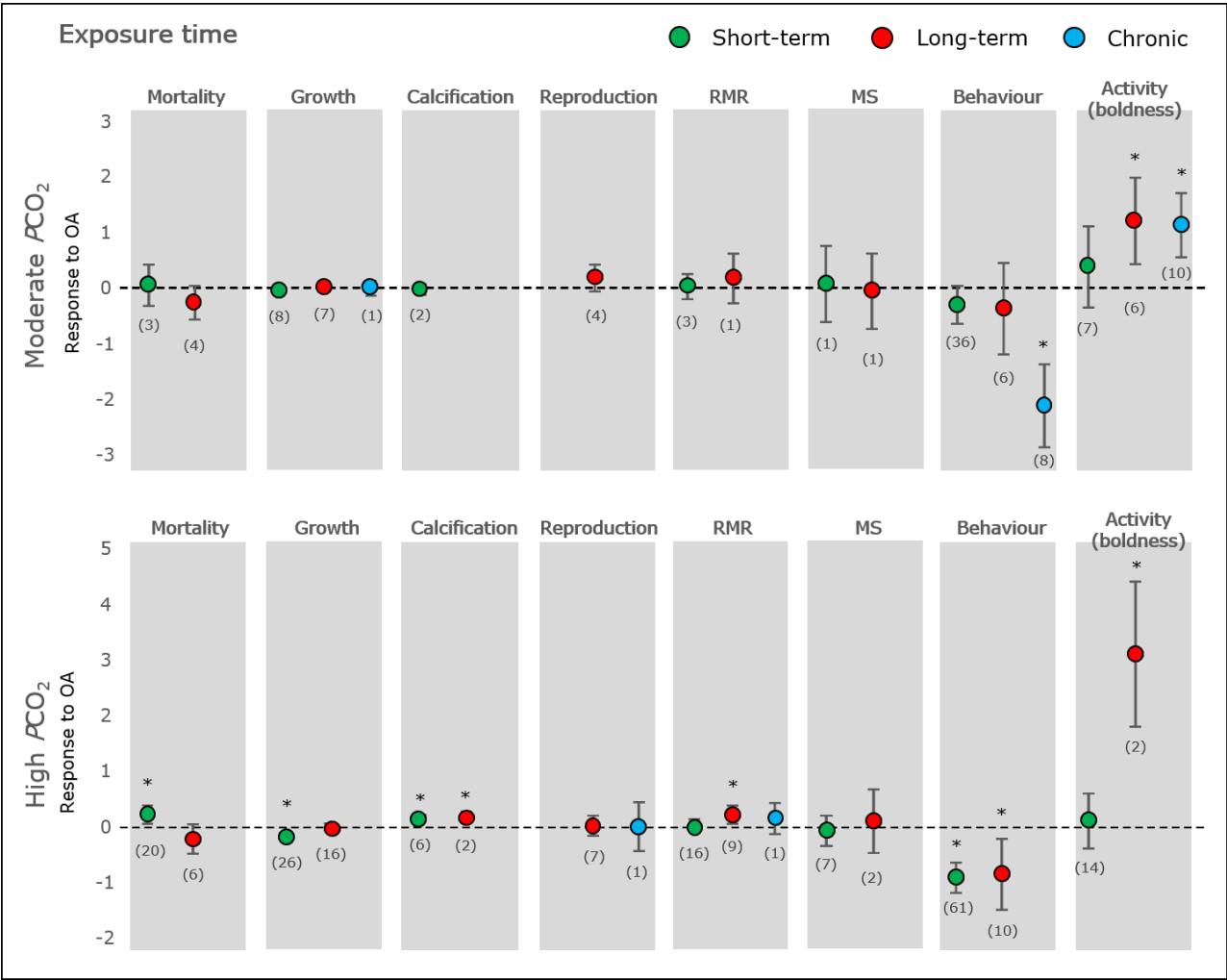


835 **Figure 4** Effects of OA on behavioural responses (behaviour and activity) of fish. **(a)** Overall and  
836 CO<sub>2</sub>-dose dependent effects of OA on fish behaviour and **(b)** summary of trait-mediated responses

837 for each CO<sub>2</sub> projection relative to behaviour and activity. Symbols and type of data as reported in  
838 Figure 1 legend , see also Figures S8-S9 for full results.  
839



**Figure 5** Links between fish neurosensory, behaviour and ecological processes. **(a)** Neurosensory mediated responses of fish to OA in behavioural experiments and **(b)** behavioural effects on ecological processes (foraging, habitat choice and predation risk). Type of data as reported in Figure 1 legend.



**Figure 6** Effects of different  $\text{CO}_2$  exposure times (short-term, long-term and chronic) on fish eco-physiology (mortality, growth, calcification, reproduction, resting metabolic rate, metabolic scope) and behavioural performance (behaviour and activity). Type of data as reported in Figure 1 legend.