



HAL
open science

Insights from quantitative and mathematical modelling on the proposed WHO 2030 goals for Chagas disease

Zulma M. Cucunubá, Pierre Nouvellet, Sébastien Gourbière, Juan-Carlos Villar, Jorge E Rabinovich, Michael Lévy, Fernando Abad-Franch, Andy P Dobson, Maria-Gloria Basáñez

► To cite this version:

Zulma M. Cucunubá, Pierre Nouvellet, Sébastien Gourbière, Juan-Carlos Villar, Jorge E Rabinovich, et al.. Insights from quantitative and mathematical modelling on the proposed WHO 2030 goals for Chagas disease. 2019, pp.1539. 10.12688/gatesopenres.13069.1 . hal-02435146

HAL Id: hal-02435146

<https://univ-perp.hal.science/hal-02435146>

Submitted on 16 Jan 2020

HAL is a multi-disciplinary open access archive for the deposit and dissemination of scientific research documents, whether they are published or not. The documents may come from teaching and research institutions in France or abroad, or from public or private research centers.

L'archive ouverte pluridisciplinaire **HAL**, est destinée au dépôt et à la diffusion de documents scientifiques de niveau recherche, publiés ou non, émanant des établissements d'enseignement et de recherche français ou étrangers, des laboratoires publics ou privés.

Insights from quantitative and mathematical modelling on the proposed WHO 2030 goals for Chagas disease

Zulma M. Cucunubá, Pierre Nouvellet, Sébastien Gourbière, Juan-Carlos Villar, Jorge E Rabinovich, Michael Levy, Fernando Abad-Franch, Andy Dobson, Maria-Gloria Basáñez

► **To cite this version:**

Zulma M. Cucunubá, Pierre Nouvellet, Sébastien Gourbière, Juan-Carlos Villar, Jorge E Rabinovich, et al.. Insights from quantitative and mathematical modelling on the proposed WHO 2030 goals for Chagas disease. Gates Open Research, 2019, 3, pp.1539. 10.12688/gatesopenres.13069.1 . hal-02435146

HAL Id: hal-02435146

<https://hal-univ-perp.archives-ouvertes.fr/hal-02435146>

Submitted on 16 Jan 2020

HAL is a multi-disciplinary open access archive for the deposit and dissemination of scientific research documents, whether they are published or not. The documents may come from teaching and research institutions in France or abroad, or from public or private research centers.

L'archive ouverte pluridisciplinaire **HAL**, est destinée au dépôt et à la diffusion de documents scientifiques de niveau recherche, publiés ou non, émanant des établissements d'enseignement et de recherche français ou étrangers, des laboratoires publics ou privés.



OPEN LETTER

Insights from quantitative and mathematical modelling on the proposed WHO 2030 goals for Chagas disease [version 1; peer review: 2 approved]

Collaborating Group on Chagas Disease Modelling 

v1 First published: 17 Sep 2019, 3:1539 (<https://doi.org/10.12688/gatesopenres.13069.1>)

Latest published: 17 Sep 2019, 3:1539 (<https://doi.org/10.12688/gatesopenres.13069.1>)

Abstract



Chagas disease (CD) persists as one of the neglected tropical diseases (NTDs) with a particularly large impact in the Americas. The World Health Organization (WHO) recently proposed goals for CD elimination as a public health problem to be reached by 2030 by means of achieving intradomiciliary transmission interruption (IDTI), blood transfusion and transplant transmission interruption, diagnostic and treatment scaling-up and prevention and control of congenital transmission. The NTD Modelling Consortium has developed mathematical models to study *Trypanosoma cruzi* transmission dynamics and the potential impact of control measures. Modelling insights have shown that IDTI is feasible in areas with sustained vector control programmes and no presence of native triatomine vector populations. However, IDTI in areas with native vectors it is not feasible in a sustainable manner. Combining vector control with trypanocidal treatment can reduce the timeframes necessary to reach operational thresholds for IDTI (<2% seroprevalence in children aged <5 years), but the most informative age groups for serological monitoring are yet to be identified. Measuring progress towards the 2030 goals will require availability of vector surveillance and seroprevalence data at a fine scale, and a more active surveillance system, as well as a better understanding of the risks of vector re-colonization and disease resurgence after vector control cessation. Also, achieving scaling-up in terms of access to treatment to the expected levels (75%) will require a substantial increase in screening asymptomatic populations, which is anticipated to become very costly as CD prevalence decreases. Further modelling work includes refining and extending mathematical models (including transmission dynamics and statistical frameworks) to predict transmission at a sub-national scale, and developing quantitative tools to inform IDTI certification, post-certification and re-certification protocols. Potential perverse incentives associated with operational thresholds are discussed. These modelling insights aim to inform discussions on the goals and treatment guidelines for CD.

Keywords

Chagas disease, WHO guidelines, Elimination as a public health problem, intradomiciliary transmission interruption, trypanocidal treatment, NTD Modelling Consortium

Open Peer Review

Reviewer Status  

	Invited Reviewers	
	1	2
version 1 published 17 Sep 2019	 report	 report

- María del Carmen Fabrizio**, University of Buenos Aires, Buenos Aires, Argentina
Nicolás J. Schweigmann, University of Buenos Aires, Buenos Aires, Argentina
- Joel E. Cohen**, The Rockefeller University & Columbia University, New York, USA
Heinrich zu Dohna, American University of Beirut, Beirut, Lebanon
Ricardo E Gürtler, IEGEBA-CONICET, Buenos Aires, Argentina

Any reports and responses or comments on the article can be found at the end of the article.



This article is included in the [2030 goals for neglected tropical diseases](#) collection.

Corresponding author: Collaborating Group on Chagas Disease Modelling (zulma.cucunuba@imperial.ac.uk)

Competing interests: No competing interests were disclosed.

Grant information: ZMC, PN, APD and MGB acknowledge funding of the NTD Modelling Consortium by the Bill and Melinda Gates Foundation [OPP1184344]. ZMC acknowledges MRC Fellowship grant MR/R024855/1. ZMC and MGB acknowledge joint Centre funding from the UK Medical Research Council and Department for International Development [MR/R015600/1]. MZL acknowledges grants [NIH 5R01AI101229-05; NIH 5R01HD075869-05; NIH 1R01AI146129-01].

The funders had no role in study design, data collection and analysis, decision to publish, or preparation of the manuscript.

Copyright: © 2019 Collaborating Group on Chagas Disease Modelling. This is an open access article distributed under the terms of the [Creative Commons Attribution License](#), which permits unrestricted use, distribution, and reproduction in any medium, provided the original work is properly cited.

How to cite this article: Collaborating Group on Chagas Disease Modelling. **Insights from quantitative and mathematical modelling on the proposed WHO 2030 goals for Chagas disease [version 1; peer review: 2 approved]** Gates Open Research 2019, 3:1539 (<https://doi.org/10.12688/gatesopenres.13069.1>)

First published: 17 Sep 2019, 3:1539 (<https://doi.org/10.12688/gatesopenres.13069.1>)

Abbreviations

BNZ, benznidazole; BTT, blood transfusion transmission; CD, Chagas disease; CTI, congenital transmission interruption; EMTCT Plus, elimination of mother-to-child transmission of HIV, syphilis, Chagas, and perinatal hepatitis B; EPHP, elimination as a public health problem; FOI, force-of-infection; IDTI, intradomiciliary transmission interruption; IRS, indoor residual spraying; NFX, nifurtimox; NTD, neglected tropical disease; PAHO, Pan American Health Organization; PCR, polymerase chain reaction; PPC, proportion of parasitological cure; qPCR, quantitative PCR; R&D, research and development; TTT, tissue transplant transmission; WHO, World Health Organization; WISCC, World Information System for the Control of Chagas Disease; 95% CI, ninety-five percent confidence interval.

Disclaimer

The views and opinions expressed in this article are those of the authors and do not necessarily reflect those of the World Health Organization. Publication in Gates Open Research does not imply endorsement by the Gates Foundation.

Background

With an estimated 8–10 million cases worldwide, Chagas disease (CD; also known as American trypanosomiasis) remains a major cause of heart disease morbidity, mortality and economic burden, particularly in endemic Latin American countries¹. CD is a parasitic disease caused by the protozoan *Trypanosoma cruzi*, and transmitted mainly by domiciliated triatomine (Reduviidae) vectors (kissing bugs) in tropical areas of the Americas. However, along with the urbanization process in recent decades, other transmission routes, such as blood transfusion, organ transplant and congenital have become important in both endemic and non-endemic countries². The disease is characterized by a long asymptomatic period (years to decades) before reaching the full set of clinical manifestations that include heart failure, arrhythmias, stroke, digestive complications and other conditions that increase the risk of death³.

From the beginning of the Southern Cone Initiative in the 1990s, most endemic countries have made great progress towards the control of *T. cruzi* transmission by implementing mainly vector control (chiefly through indoor residual-insecticide spraying (IRS)) and blood transfusion control via donor screening. So far, 11 out of the 21 recognised endemic countries have been certified as having reached intradomiciliary transmission interruption (IDTI)⁴. However, the real impact of such interventions has not been rigorously documented and quantified, and various concerns have been raised around the relationship between reaching the various operational thresholds that have been proposed and truly achieving interruption/elimination of transmission and reduction in morbidity⁵. Also, the increased health-care demands from the chronically-affected populations, and the limited offer of diagnosis and trypanocidal and supportive treatment pose additional challenges to CD control.

The World Health Organization (WHO) has set goals for the control of CD by 2030 in both endemic and non-endemic countries, including achieving the target of elimination as a public health

problem (EPHP), the interruption of the various transmission routes and the scale-up of diagnosis and treatment strategies (a summary of these goals is presented in [Table 1](#)). In order to help evaluate progress towards and feasibility of these goals, mathematical modellers from different countries have joined forces, under the invitation of the Bill & Melinda Gates Foundation-funded [NTD Modelling Consortium](#), to contribute to a joint analysis of mathematical modelling insights to support the CD WHO goals for 2030. In February 2018 a workshop on “How can modelling contribute to achieving the goals for Chagas disease in the Horizon 2020 and beyond?” was held at Imperial College London, with participants contributing ideas on how to quantitatively inform global progress on control and elimination of CD. In this document, we consolidate the main points from these discussions, involving ecological and epidemiological modellers and researchers from Imperial College London and Sussex University UK, Princeton University and University of Pennsylvania USA, University of Perpignan Via Domitia France, University of La Plata and CONICET Argentina, and Fundação Oswaldo Cruz – Fiocruz, Brazil.

Insights gained from quantitative and mathematical modelling analyses

Intra-domiciliary transmission interruption (IDTI)

A main planned target is achieving IDTI in endemic countries with 0% colonization of dwellings and 0% incidence of *T. cruzi*-infected persons ([Table 1](#)). The accumulated body of knowledge from the modelling work that has been undertaken by these groups over the last years tends to agree on various aspects, particularly the important progress made towards IDTI. Reductions of incidence and disease burden through the control or elimination of introduced/non-native *Triatoma infestans* (in some areas of the Southern Cone such as Brazil, Uruguay, and pockets of Paraguay, Chile, Peru, and Argentina) and of *Rhodnius prolixus* (in Central America and some pockets in Northern South America) have been achieved by a combination of IRS, locally practicable environmental management strategies and housing improvement, as initially suggested by pioneer mathematical modelling⁶. However, enormous challenges and limitations persist in terms of sustainability, data availability to monitor progress or re-emergence (which includes vector re-introduction (or resurgence from residual foci) and re-emergence of transmission), and clarity in the specific strategies to be undertaken towards the achievement of the 2030 goals.

IDTI is potentially achievable in epidemiological settings with exclusively domiciliary (i.e., non-native) vectors and no insecticide resistance. Pioneer work also illustrated an application of triatomine-population modelling to optimize IRS for vector control, suggesting how to determine the optimal timing of spraying for the control of *T. infestans* in Argentina, depending on the season and the structure of the triatomine population⁷. Using a similar approach with current techniques will be useful to help programmes to better target IRS strategies against domiciliated vectors. The critical (threshold) number of triatomines per house related to transmission risk, and how this can be used to prioritize vector control campaigns, has been investigated. A relationship between house infestation (proportion of houses

Table 1. Summary of modelling insights and challenges for reaching the WHO 2030 goals for Chagas disease (CD).

Current WHO Goal (2020)	1) Interruption of intradomiciliary (vectorial) transmission in the Americas 2) Interruption of transfusional transmission by blood/blood products in the Americas, Europe and Western Pacific
WHO new targets (2030)	1) Elimination as a public health problem (EHPH, 20 endemic countries + 75% access to treatment); 2) Interruption of intradomiciliary (vectorial) transmission (IDTI) with 0% colonization of dwellings and 0% incidence of <i>T. cruzi</i> -infected persons; 3) Elimination of blood transfusion-related transmission (BTT) in 100% of the target countries; 4) Elimination of tissue transplant-related transmission (TTT) (in 100% of the target countries; 5) Interruption of congenital transmission (CTI) of Chagas disease: 90% screening coverage and treatment to women, and when infected, screening of their new-borns and siblings.
Are the new targets technically feasible under the current intervention strategy?	Achieving IDTI in areas with coexistent transmission by native vectors is not feasible in a sustainable manner; BTT and TTT are potentially achievable but a clear protocol of strategies for achieving these goals is needed; 100% treatment of women of childbearing age is not feasible (a proportion of women have contraindications and abandonment of treatment has been estimated at 20%). 100% diagnosis in new-borns is not feasible (parasitological test sensitivity <30% and infrastructure for more sensitive tests (qPCR) is far from optimal).
If not, what is required to achieve the targets?	When current vector control strategy is combined with annual trypanocidal treatment in 10% of the infected human population, the seroprevalence (operational) criterion (<2% in under 5-year old children) could be achieved in 1/3 of the time (11 years in highly-endemic settings). In order to achieve high treatment coverage, various parameters interact (probability of screening, sensitivity of the test, proportion of people receiving and adhering to complete treatment course and drug efficacy). The lowest of all these is currently screening (access to diagnosis <1%).
Are current tools able to reliably measure the targets?	Force-of-Infection (FOI) models using age-stratified seroprevalence data are a promising tool to measure efficacy of IDTI. Tools are required to evaluate BTT, TTT and CTI. The "0% colonization" target can only be measured very imperfectly with current vector-surveillance tools.
What are the biggest unknowns?	Prevalence of infection and house infestation in many areas; role of native vector species in transmission; resistance status of vector populations to currently available insecticides; disentangling the impact of chemical vector control from that of housing improvement; efficacy of trypanocidal treatment under various rates of abandonment.
What are the biggest risks?	Slacking elimination efforts before reaching EHPH; spread of insecticide resistance; not being able to identify and treat congenital cases; treatment of children with false positive results.

infested) and the number of triatomines/house was fitted to data from various locations prior to vector control and applied to cases where there was only one triatomine species present in the dwellings, as well as to situations with mixtures of species and developmental stages, various types of houses and bug densities per house. These relationships can be improved when data are stratified (if available) with some critical co-variables, such as house-construction materials, number of humans and zoonotic hosts in the dwellings, and IRS status^{8,9}. Understanding further these relationships taking into account other variables (such as the distribution of triatomines per house, the triatomine species, the time elapsed after intervention, etc.), will be crucial to determine operational thresholds that lead to cost optimisation¹⁰.

However, large areas of endemic countries with domiciliated vector species have sylvatic populations (for which traditional vector control measures are less effective). An example is *Rhodnius prolixus*, a vector that has been targeted for elimination in Central and South America. Unlike Central America, where *R. prolixus* is strictly domiciliated¹¹, large areas of Colombia and Venezuela have *R. prolixus* as the most prominent sylvatic species. In these areas re-colonisation occurs readily between 1 to 67 months after IRS¹². In the presence of sylvatic populations, there is a continuous introduction and colonisation of

domiciliary and peri-domiciliary habitats; in these areas, traditional vector control is not feasible in a sustainable manner. Additionally, even if the domiciliated vector species are eliminated, their niche could be taken over by other sylvatic vector species.

Various studies on routine vector surveillance have demonstrated that the currently used methods have low sensitivity and greatly underestimate vector density, infestation and infection rates; vector surveillance may be capturing half of infestations – and, most likely, most bugs within a house^{13,14}. These shortcomings may have greater impact in low-prevalence and post-intervention settings.

Measuring 0% incidence requires analysis of seroprevalence studies, but diagnostic tests do not have perfect sensitivity and specificity. Investment in Research and Development (R&D) is essential to improve the performance of serology-based tests, particularly in near-elimination (low-prevalence) settings. Also, hierarchical models can be used to estimate test performance parameters (sensitivity and specificity) and then correct infection frequency¹⁴. The most informative age classes for sero-monitoring should be identified, and strategies developed for monitoring the long-term response to control. Modelling the historical force-of-infection (FOI; the per susceptible incidence

rate) using population representative seroprevalence studies, is a promising quantitative tool to measure trends in incidence and achievement of operational thresholds for transmission interruption as done in Peru and Colombia^{15,16} (e.g. <2% seroprevalence in under 5-year-olds) (Figure 1). However, even if IDTI were achieved, the likely presence of remaining vector populations, the protracted temporal scale of *T. cruzi* transmission (decades), and the long asymptomatic period of infection, can lead to many years passing before parasite re-emergence is noticed. FOI (catalytic) models are also a promising tool to estimate time to resurgence when a strategy has not been sufficiently effective, as applied in La Joya, Peru¹⁵ and the Bolivian Chaco¹⁷.

Modelling studies have indicated that potentially combining highly effective vector control with trypanocidal treatment of humans residing in endemic areas would substantially reduce the time required to achieve operational serological thresholds for IDTI as well as infection incidence and prevalence¹⁸ (Figure 2). Understanding the implications of this combination of interventions for achieving elimination of transmission and EPHP needs further work.

Understanding the role of sylvatic vectors

Native triatomines maintain extensive enzootic *T. cruzi* transmission cycles from the United States of America to Patagonia, including vast areas where the three main domestic vectors of human CD (*Triatoma infestans*, *T. dimidiata*, and *Rhodnius prolixus*) occur in the wild, with the potential for

invading, infesting, and re-infesting dwellings. Challenges remain concerning the role and magnitude of rural and urban transmission, which are harder to quantify. In vast areas of endemic countries, intradomiciliary transmission is due to 'sylvatic' species that do not colonize domiciles but only make occasional visits (also called 'intrusive' species)¹⁹. This has led to researchers to suggest an alternative classification of triatomines that captures their complexity but is still operationally relevant for surveillance²⁰.

Recent studies have modelled the relative roles of some candidate variables on house invasion by sylvatic triatomines²¹. Modelling studies suggest that a better comprehension of vectorial transmission in rural and urban settings would require understanding and quantifying of two different forms of vector dispersal, namely, dispersal between sylvatic and non-sylvatic habitats and diffusive dispersal within cities²².

A promising avenue is the application of orthogonal polynomials methods to predict triatomine dispersal based upon exclusively life-history data of each triatomine species²³. Tackling transmission by native vectors may necessitate alternative control strategies, which would require measuring dispersal and evaluating the efficacy of strategies such as those used for other vector-borne diseases, e.g. (impregnated) nets. Examples of the application of transmission dynamics and statistical models to evaluate both dispersal and the potential efficacy of such alternative strategies in comparison to typical IRS have been discussed²².

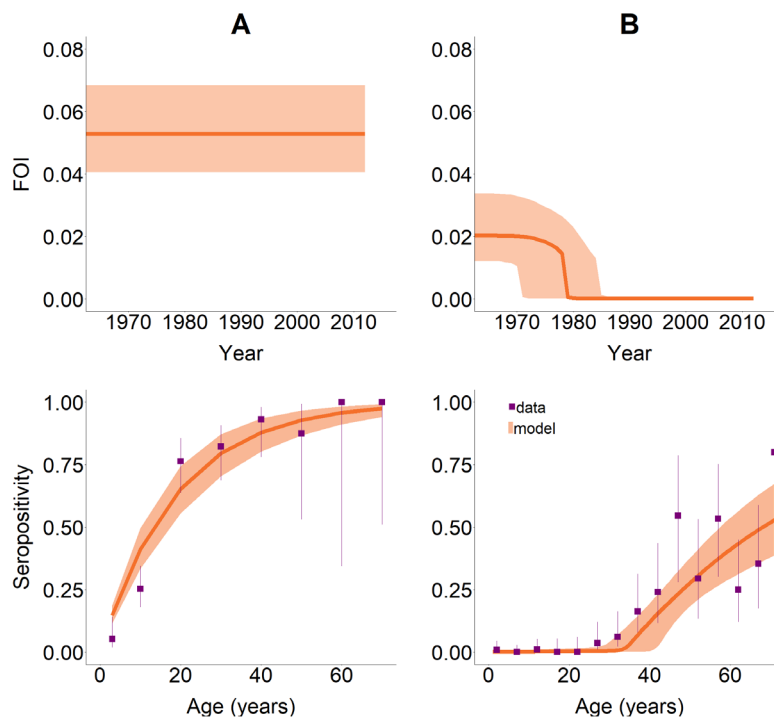


Figure 1. Force-of-Infection (FOI) models fitted to seroprevalence data. Upper panels represent the (modelled) historical FOI. Lower panels present the data (solid squares) and the modelled seroprevalence (orange shaded area) in: (A) a non-intervened area with a long-established endemic situation and (B) a successfully intervened area. This figure has been reproduced from 15 under a Creative Commons Attribution 4.0 International Licence (CC BY 4.0).

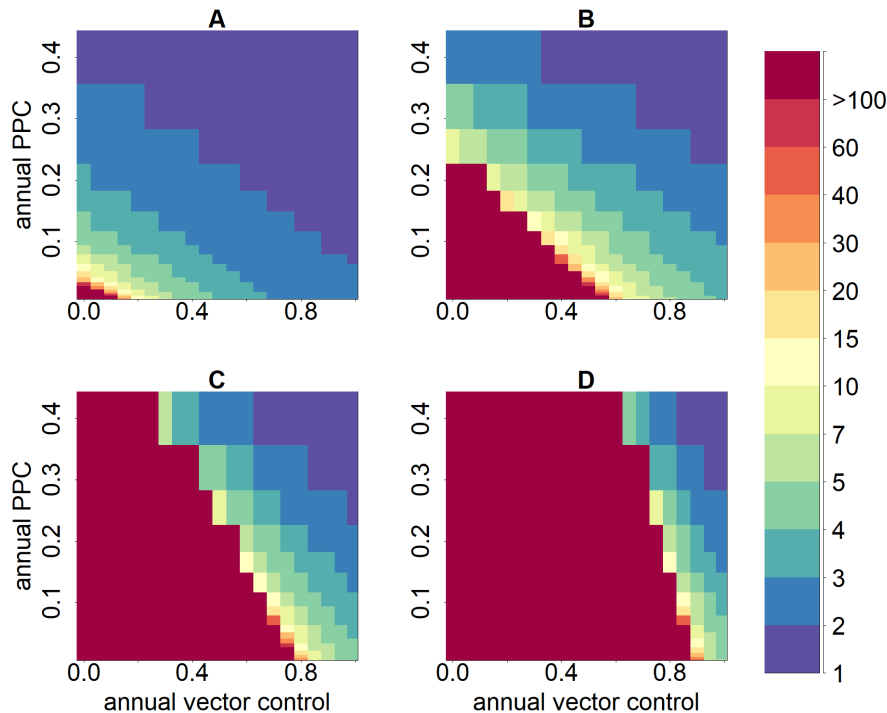


Figure 2. Combined impact of vector control and effective parasite clearance. Annual vector control defines the proportion by which vector density is annually reduced (0–100%); parasite clearance is measured as proportion of parasitological cure (PPC); annual PPC defines the proportion of humans effectively treated annually with trypanocidal treatment, i.e., the percentage of the infected human population achieving parasitological cure (0–40%). The impact of the combined strategies is measured on the number of years necessary to reduce seroprevalence in children aged <5 years to <2% (the operational serological criterion for intradomestic transmission interruption), as represented by the colour scale. The panels represent: (A) low; (B) moderate; (C) high; and (D) very high endemicity levels. This figure has been reproduced from 17 under a Creative Common Attribution 4.0 International Licence (CC BY 4.0).

Scaling up screening and treatment strategies

Another main target planned is achieving 75% access to trypanocidal treatment in *T. cruzi*-infected people with medical indications (Table 1). Trypanocidal treatment with benznidazole (BNZ) or nifurtimox (NFX) has been aimed at both reducing parasitaemia and curbing disease progression. So far, there is limited evidence on the efficacy of drugs for these.

Monotherapy with BNZ has been proven to reduce parasitaemia in up to 86.7% of treated patients²⁴. However, it is known that the trypanocidal effect of BNZ varies across regions^{25,26}. The evidence of trypanocidal efficacy for NFX is more scarce than for BNZ; unlike BZN, there is only one completed trial with 27 people treated and 24 placebo controls²⁷. According to a 2014 Cochrane systematic review, there is not robust evidence yet regarding efficacy on halting or delaying clinical progression²⁸. Before the BENEFIT (BENZnidazole Evaluation For Interrupting Trypanosomiasis) trial (a randomized trial of BNZ for chronic Chagas' cardiomyopathy)²⁶, observational studies had indicated a possible impact on disease progression and mortality. However, the BENEFIT trial was not able to demonstrate such effect²⁹. Criticisms about the design and very optimistic assumptions about the true effect of trypanocidal treatment have been raised about this trial. BENEFIT's authors designed this trial assuming a high (26%) reduction relative to placebo in the

incidence of cardiac complications among individuals with moderate to advanced cardiac disease. The trial identified a small (7%), but apparently consistent reduction of such outcomes, which may still be relevant for patients and from a public health perspective. For that small, but still relevant effect size, its sample size may have been underestimated (low-quality evidence for imprecision and lack of consistency with other studies, following GRADE criteria)³⁰. Using the current regimens of BNZ or NFX (60-day treatment course), only 70% of patients adhere to treatment on average, mostly due to adverse effects²⁶. However, alternative regimes with shorter duration or lower doses have been trialled (e.g. BENDITA trial³¹) with promising results. This could lead to crucially improved adherence. Finally, an earlier diagnosis of cardiomyopathy and more comprehensive (supportive) treatment for heart failure may reduce mortality and hospitalizations by 20–30% (assuming, and yet to be tested, that such treatment has an effect similar to other causes of cardiovascular disease).

Modelling work has shown that an optimal combination of parameters such as: coverage of screening; performance of diagnostic tests; proportion of people treated; and efficacy of trypanocidal drugs is crucial to the scale-up of diagnosis and treatment programmes. While screening and access to treatment can be incremented as part of strengthening health systems, improving

diagnostics performance and drug efficacy will require concerted efforts¹⁸. With the current tools, low access to screening is the bottleneck; achieving just 10% of successful treatment at population level will require an enormous investment on improving access to screening, especially when targeting asymptomatic populations in low prevalence settings, which currently prevail in most endemic areas¹⁸ (Figure 3).

Practical implications of the new targets

Achieving IDTI will require enhanced detection methods for domiciliated triatomines in low-infestation and low-prevalence settings. In order to monitor progress, improving the design of serological surveys for low-endemicity settings will be critical. FOI modelling suggests that increasing the age range for seromonitoring, instead of limiting it to under 5s or under 15s (e.g. using all-age classes), would be useful to understand temporal changes in *T. cruzi* incidence and the impact of interventions. Also, recent modelling studies have tested strategies to integrate data and models to guide interventions in Arequipa, Peru³², which can be used to improve cost-effectiveness. Models of triatomine dispersal and colonization, with evidence-based parameterisation, are also needed to both understand their dynamics and design and test alternative control strategies²².

Current estimates of access to diagnostics and treatment are at <1%³³. Reaching 75% by 2030 does not seem feasible

using the current passive surveillance system. This goal would only be feasible if an optimized screening/treatment strategy is purposely designed for the targeted countries. Scaling-up current strategies needs a substantial commitment by such countries, and resource availability will be an issue. Also, the availability of current drugs is suboptimal, and there is a recurring need for supportive medical treatment of the CD sequelae.

In order to achieve 100% coverage of screening strategies implemented in blood banks and transplantation centres, a surveillance and administrative system needs to be put in place. Specifically, this requires more inter-sectorial collaboration, the participation of insurance companies, private/public institutions, the implementation of clear protocols, and a substantial commitment of health systems to ensure full documentation of the process. The WHO has a project in progress to develop an exhaustive database called the “World Information System for the Control of Chagas Disease” (WISCC), with an agreement with the Computer Centre of the Polytechnic University of Barcelona (Spain), that may be functional to these needs. Additionally, modelling could inform how widely screening should be done in non-endemic countries.

Achieving most of the goals currently stated for women and newborns seems challenging with the currently available tools (Table 1). Given the long asymptomatic period and the current

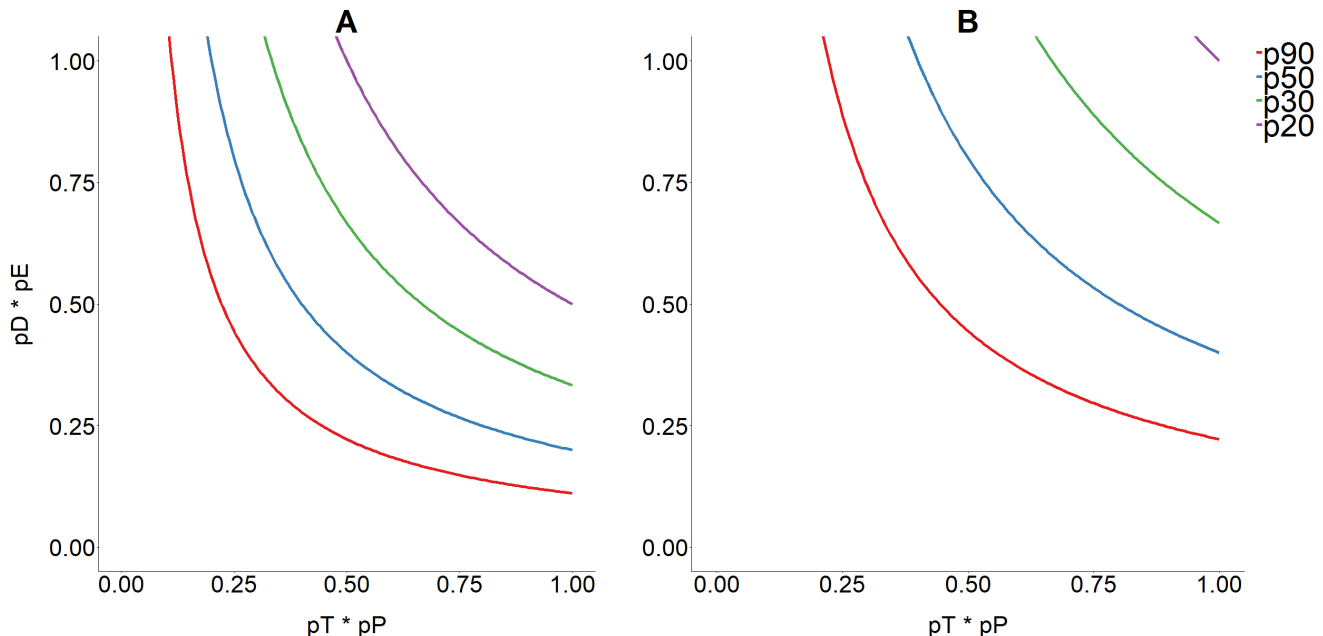


Figure 3. Probability of achieving effective parasite clearance. (A) 10% proportion of parasitological cure (PPC); and (B) 20% of PPC in a *Trypanosoma cruzi*-infected human population based on the combined probability of being diagnosed and treated (with trypanocidal medication) for Chagas disease. The horizontal axis represents the combined contribution of diagnosis as a product of the proportion of infected people who are tested (pT) and the proportion of those tested with a positive test result, that is, the sensitivity of the test (pP). The vertical axis represents the combined contribution of treatment, as the product of the proportion of those testing positives who are treated with currently available trypanocidal drugs (pD) and respond to treatment by clearing parasites according to efficacy (pE). Coloured lines represent the proportion (p) of infected people who would have to be reached by a test-and-treat programme (90% [blue], 50% [red], 33% [green], and 20% [orange]) to achieve the desired level of effective PPC. This figure has been reproduced from 17 under a Creative Commons Attribution 4.0 International Licence (CC BY 4.0).

passive surveillance system for identifying cases of CD in endemic and non-endemic countries, it seems unfeasible that 90% of women of childbearing age will be screened. However, reaching almost 100% of pregnant women is potentially feasible with the recent strategy EMTCT plus (elimination of mother-to-child transmission of HIV, syphilis, Chagas, and perinatal hepatitis B), which adds mandatory surveillance tests during pregnancy for CD, planned to be in place in Colombia, Chile and Uruguay as pilot countries over the next few years³⁴. However, it is currently unrealistic to achieve 100% of treatment in newborns infected, as the sensitivity of micro-haematocrit methods (with repeated test) has been estimated at 34.2%³⁵. Repeated PCR-based tests can improve sensitivity up to 84.2%, but these tests are neither standardised nor widely available in endemic settings³⁵. Controlling congenital Chagas transmission would require urgent research for new diagnostics and drugs/drug regimes. Increased medical training and availability of tests and drugs would also need to be markedly improved. Higher sensitivity to detect congenital cases could also be achieved by including not only newborns, but also infants, for whom serological testing can be used from 8 months of age³⁶. Finally, careful planning and organization would also be essential for reaching and covering the more inaccessible rural (and indigenous) populations, which are likely to contribute disproportionately to the burden of CD.

Risks and perverse incentives

Certifying intradomiciliary transmission interruption (IDTI) when such transmission has not truly been eliminated is the biggest risk. Current diagnostic tools are unlikely to be able to determine when true elimination has been achieved. However, it is perceived by public health officials that not having some reward system may harm even further the willingness of the countries towards elimination efforts. As countries reach low incidence, they may feel that efforts can be slackened. Determining the risk of re-colonisation after vector control is stopped and not having the tools to identify resurgence in a timely manner will, therefore, be important challenges. Developing and validating tools to quantify these risks will, in turn, inform ongoing initiatives to refine the process of re-certification that would follow after a (so far unspecified) number of years of the initial certification.

In terms of scaling-up treatment, it is anticipated that rare adverse effects of currently available drugs will become more evident. Also, in low-endemicity settings, the absolute number of false positives will be substantial as the number of people tested increase, even if specificity is high (98%, as estimated in a recent meta-analysis)³⁷. Similarly, treating false-positive cases can become a particularly important issue, as the absolute number of such cases will increase when diagnosis implementation and access increases.

Moving towards elimination of transmission

Currently, endemic and non-endemic countries have been working on their own according to their priorities and resources, but a transition to realistic elimination goals at a global scale will require the concurrence of both governmental and non-governmental organizations.

IDTI is only feasible in a few areas of exclusively domiciliated, non-native vectors. Once IDTI is achieved in a region, and the control programme is stopped, surveillance will be needed to detect resurgence. Currently, this occurs only over a few years after initial certification, but there is little knowledge and guidance available for this post-certification surveillance.

Large areas in endemic countries are populated by sylvatic triatomine species for which traditional vector control is not effective in a sustainable manner. For those areas more experimental and modelling work is needed to better understand both transmission and control strategies.

Scaling-up diagnosis and treatment strategies will require not only a greater commitment of the health systems but also an important investment in terms of R&D for diagnostics and treatment strategies.

Modelling priorities to support goals in the 2030 horizon and beyond

Table 2 outlines the priority modelling questions for further research that were elaborated in discussion with the WHO.

Table 2. Summary of priority questions that can be answered with mathematical modelling.

Priority issue/question identified in discussions with WHO and PAHO	How can quantitative and mathematical modelling address this?
1. Monitoring progress towards 2030 goals	Generate projections of both transmission and disease burden at sub-national level.
2. Assess potential for resurgence when vector control interventions are stopped	Anticipate the risk and intensity of resurgence in different epidemiological scenarios and with different vector species.
3. Assess alternative control strategies for sylvatic vectors transmitting in both urban and rural areas	Understand sylvatic transmission cycles in both rural and urban areas and test alternative control strategies.
4. Evaluate the impact of scaling up diagnosis and treatment strategies	Predict the epidemiological impact of different strategies. Conduct cost-effectiveness analyses.

Data (and software) availability

No data are associated with this article.

Acknowledgments**Collaborating Group on Chagas Disease Modelling:**

Zulma M Cucunubá (zulma.cucunuba@imperial.ac.uk, corresponding author)^{1,2}; Pierre Nouvellet (pierre.nouvellet@sussex.ac.uk)³; Sébastien Gourbière (gourbiere@univ-perp.fr)⁴; Juan-Carlos Villar (jvillarc@cardioinfantil.org)^{5,6}; Jorge E Rabinovich (jorge.rabinovich@gmail.com)⁷; Michael Z Levy (mzlevy@pennteam.upenn.edu)⁸; Fernando Abad-Franch (abadfr@yahoo.com)^{9,10}; Andy P Dobson (dobson@princeton.edu)¹¹; Maria-Gloria Basañez (m.basanez@imperial.ac.uk, corresponding author)^{1,2}

¹ MRC Centre for Global Infectious Disease Analysis (MRC-GIDA), Department of Infectious Disease Epidemiology, School of Public Health, Imperial College London, London W2 1PG, UK

² London Centre for Neglected Tropical Disease Research, Department of Infectious Disease Epidemiology, School of Public Health, Imperial College London, Norfolk Place, London W2 1PG, UK

³ Infectious Diseases Modelling Group, University of Sussex, Sussex House, Brighton BN1 9RH, UK

⁴ UMR 5096 ‘Laboratoire Génome et Développement des Plantes’, Université de Perpignan Via Domitia, Perpignan, France

⁵ Departamento de Investigaciones, Fundación Cardioinfantil. Instituto de Cardiología, Bogotá, Colombia

⁶ Grupo de Cardiología Preventiva, Facultad de Ciencias de la Salud, Universidad Autónoma de Bucaramanga, Bucaramanga, Colombia.

⁷ Centro de Estudios Parasitológicos y de Vectores (CEPAVE, CCT La Plata; CONICET, Universidad Nacional de La Plata), La Plata, Provincia de Buenos Aires, Argentina

⁸ Department of Biostatistics, Epidemiology and Bioinformatics, Perelman School of Medicine, University of Pennsylvania, Philadelphia, USA

⁹ Grupo Triatomíneos, Instituto René Rachou, Fundação Oswaldo Cruz - Fiocruz, Belo Horizonte, Minas Gerais, Brazil

¹⁰ Núcleo de Medicina Tropical, Universidade de Brasília, Brasília, Distrito Federal, Brazil

¹¹ Department of Ecology and Evolutionary Biology, Princeton University, New Jersey, USA

We would like to thank the participants of the “Imperial College Chagas Symposium”, 14–15 February 2018, for valuable insights on the ideas discussed in this article: María Dolores Bargues (University of Valencia); Luis Gerardo Castellanos (Pan American Health Organization); Lorenzo Cattarino, Julia Halder and Elisa Sicuri (Imperial College London); Orin Courtenay and Raquel Goncalves (University of Warwick); T Déirdre Hollingsworth (University of Oxford) and Mauricio J Vera (Ministry of Health, Colombia); the Infectious Diseases Data Observatory (IDDO); Isabela Ribeiro and Sergio Sosa-Estani (DNDi); and the Ministry of Health, Brazil. We also acknowledge David E Gorla (CONICET, Argentina) for his contributions during the World Health Organization meeting “Achieving NTD Control, Elimination and Eradication Targets Post-2020: Modelling Perspectives and Priorities”, Geneva 15–16 April 2019.

References

- Lee BY, Bacon KM, Bottazzi ME, *et al.*: **Global economic burden of Chagas disease: a computational simulation model.** *Lancet Infect Dis.* 2013; **13**(4): 342–8.
[PubMed Abstract](#) | [Publisher Full Text](#) | [Free Full Text](#)
- Pérez-Molina JA, Molina I: **Chagas disease.** *Lancet.* 2018; **391**(10115): 82–94.
[PubMed Abstract](#) | [Publisher Full Text](#)
- Cucunubá ZM, Okuwoga O, Basañez MG, *et al.*: **Increased mortality attributed to Chagas disease: a systematic review and meta-analysis.** *Parasit Vectors.* 2016; **9**: 42.
[PubMed Abstract](#) | [Publisher Full Text](#) | [Free Full Text](#)
- Salvateella R, Irabedra P, Castellanos LG: **Interruption of vector transmission by native vectors and “the art of the possible”.** *Mem Inst Oswaldo Cruz.* 2014; **109**(1): 122–5.
[PubMed Abstract](#) | [Publisher Full Text](#) | [Free Full Text](#)
- Abad-Franch F, Diotaiuti L, Gurgel-Gonçalves R, *et al.*: **Certifying the interruption of Chagas disease transmission by native vectors: cui bono?** *Mem Inst Oswaldo Cruz.* 2013; **108**(2): 251–4.
[PubMed Abstract](#) | [Publisher Full Text](#) | [Free Full Text](#)
- Cohen JE, Gürtler RE: **Modeling household transmission of American trypanosomiasis.** *Science.* 2001; **293**(5530): 694–8.
[PubMed Abstract](#) | [Publisher Full Text](#)
- Gorla DE: **Population dynamics and control of *Triatoma infestans*.** *Med Vet Entomol.* 1992; **6**(2): 91–7.
[PubMed Abstract](#) | [Publisher Full Text](#)
- Rassi A, Luquetti AO, Ornelas JF, *et al.*: **[The impact of the extensive chemical control of *Triatoma infestans* on the incidence of acute cases and the prevalence of human Chagas disease. The example of Montalvânia, Minas Gerais State].** *Rev Soc Bras Med Trop.* 2003; **36**(6): 719–27.
[PubMed Abstract](#) | [Publisher Full Text](#)
- Espinoza-Gómez F, Maldonado-Rodríguez A, Coll-Cárdenas R, *et al.*: **Presence of triatominae (Hemiptera, Reduviidae) and risk of transmission of Chagas disease in Colima, México.** *Mem Inst Oswaldo Cruz.* 2002; **97**(1): 25–30.
[PubMed Abstract](#) | [Publisher Full Text](#)
- Aiga H, Sasagawa E, Hashimoto K, *et al.*: **Chagas disease: assessing the existence of a threshold for bug infestation rate.** *Am J Trop Med Hyg.* 2012; **86**(6): 972–9.
[PubMed Abstract](#) | [Publisher Full Text](#) | [Free Full Text](#)
- Dujardin JP, Muñoz M, Chavez T, *et al.*: **The origin of *Rhodnius prolixus* in Central America.** *Med Vet Entomol.* 1998; **12**(1): 113–5.
[PubMed Abstract](#) | [Publisher Full Text](#)
- Cordovez JM, Guhl F: **The impact of landscape transformation on the reinfestation rates of *Rhodnius prolixus* in the Orinoco Region, Colombia.** *Acta Trop.* 2015; **151**: 73–9.
[PubMed Abstract](#) | [Publisher Full Text](#)
- Minuzzi-Souza TTC, Nitz N, Cuba CAC, *et al.*: **Surveillance of vector-borne pathogens under imperfect detection: lessons from Chagas disease risk (mis)measurement.** *Sci Rep.* 2018; **8**(1): 151.
[PubMed Abstract](#) | [Publisher Full Text](#) | [Free Full Text](#)

14. Abad-Franch F, Valença-Barbosa C, Sarquis O, *et al.*: **All that glisters is not gold: sampling-process uncertainty in disease-vector surveys with false-negative and false-positive detections.** *PLoS Negl Trop Dis.* 2014; 8(9): e3187.
[PubMed Abstract](#) | [Publisher Full Text](#) | [Free Full Text](#)
15. Delgado S, Castillo Neyra R, Quispe Machaca VR, *et al.*: **A history of Chagas disease transmission, control, and re-emergence in peri-rural La Joya, Peru.** *PLoS Negl Trop Dis.* 2011; 5(2): e970.
[PubMed Abstract](#) | [Publisher Full Text](#) | [Free Full Text](#)
16. Cucunubá ZM, Nouvellet P, Conteh L, *et al.*: **Modelling historical changes in the force-of-infection of Chagas disease to inform control and elimination programmes: application in Colombia.** *BMJ Glob Health.* 2017; 2(3): e000345.
[PubMed Abstract](#) | [Publisher Full Text](#) | [Free Full Text](#)
17. Samuels AM, Clark EH, Galdos-Cardenas G, *et al.*: **Epidemiology of and impact of insecticide spraying on Chagas disease in communities in the Bolivian Chaco.** *PLoS Negl Trop Dis.* 2013; 7(8): e2358.
[PubMed Abstract](#) | [Publisher Full Text](#) | [Free Full Text](#)
18. Cucunubá ZM, Nouvellet P, Peterson JK, *et al.*: **Complementary Paths to Chagas Disease Elimination: The Impact of Combining Vector Control With Etiological Treatment.** *Clin Infect Dis.* 2018; 66(suppl_4): S293–S300.
[PubMed Abstract](#) | [Publisher Full Text](#) | [Free Full Text](#)
19. Waleckx E, Gourbière S, Dumonteil E: **Intrusive versus domiciliated triatomines and the challenge of adapting vector control practices against chagas disease.** *Mem Inst Oswaldo Cruz.* 2015; 110(3): 324–38.
[PubMed Abstract](#) | [Publisher Full Text](#) | [Free Full Text](#)
20. Abad-Franch F: **A simple, biologically sound, and potentially useful working classification of chagas disease vectors.** *Mem Inst Oswaldo Cruz.* 2016; 111(10): 649–51.
[PubMed Abstract](#) | [Publisher Full Text](#) | [Free Full Text](#)
21. Brito RN, Gorla DE, Diotaiuti L, *et al.*: **Drivers of house invasion by sylvatic Chagas disease vectors in the Amazon-Cerrado transition: A multi-year, state-wide assessment of municipality-aggregated surveillance data.** *PLoS Negl Trop Dis.* 2017; 11(11): e0006035.
[PubMed Abstract](#) | [Publisher Full Text](#) | [Free Full Text](#)
22. Nouvellet P, Cucunubá ZM, Gourbière S: **Ecology, evolution and control of Chagas disease: a century of neglected modelling and a promising future.** *Adv Parasitol.* 2015; 87: 135–91.
[PubMed Abstract](#) | [Publisher Full Text](#)
23. Mesk M, Mahdjoub T, Gourbière S, *et al.*: **Invasion speeds of *Triatoma dimidiata*, vector of Chagas disease: An application of orthogonal polynomials method.** *J Theor Biol.* 2016; 395: 126–43.
[PubMed Abstract](#) | [Publisher Full Text](#)
24. Morillo CA, Waskin H, Sosa-Estani S, *et al.*: **Benznidazole and Posaconazole in Eliminating Parasites in Asymptomatic *T. Cruzii* Carriers: The STOP-CHAGAS Trial.** *J Am Coll Cardiol.* 2017; 69(8): 939–47.
[PubMed Abstract](#) | [Publisher Full Text](#)
25. Yun O, Lima MA, Eilman T, *et al.*: **Feasibility, drug safety, and effectiveness of etiological treatment programs for Chagas disease in Honduras, Guatemala, and Bolivia: 10-year experience of Médecins Sans Frontières.** *PLoS Negl Trop Dis.* 2009; 3(7): e488.
[PubMed Abstract](#) | [Publisher Full Text](#) | [Free Full Text](#)
26. Morillo CA, Marin-Neto JA, Avezum A, *et al.*: **Randomized Trial of Benznidazole for Chronic Chagas' Cardiomyopathy.** *N Engl J Med.* 2015; 373(14): 1295–306.
[PubMed Abstract](#) | [Publisher Full Text](#)
27. Coura JR, de Abreu LL, Willcox HP, *et al.*: **[Comparative controlled study on the use of benznidazole, nifurtimox and placebo, in the chronic form of Chagas' disease, in a field area with interrupted transmission. I. Preliminary evaluation].** *Rev Soc Bras Med Trop.* 1997; 30(2): 139–44.
[PubMed Abstract](#) | [Publisher Full Text](#)
28. Villar JC, Perez JG, Cortes OL, *et al.*: **Trypanocidal drugs for chronic asymptomatic *Trypanosoma cruzi* infection.** *Cochrane database Syst Rev.* 2014; (5): CD003463.
[PubMed Abstract](#) | [Publisher Full Text](#)
29. Rassi A Jr, Marin JA Neto, Rassi A: **Chronic Chagas cardiomyopathy: a review of the main pathogenic mechanisms and the efficacy of aetiological treatment following the BENznidazole Evaluation for Interrupting Trypanosomiasis (BENEFIT) trial.** *Mem Inst Oswaldo Cruz.* 2017; 112(3): 224–35.
[PubMed Abstract](#) | [Publisher Full Text](#) | [Free Full Text](#)
30. Guyatt GH, Oxman AD, Vist GE, *et al.*: **GRADE: an emerging consensus on rating quality of evidence and strength of recommendations.** *BMJ.* 2008; 336(7650): 924–6.
[PubMed Abstract](#) | [Publisher Full Text](#) | [Free Full Text](#)
31. Drugs for Neglected Diseases Initiative (DNDI): **The BENDITA study: A Phase II study to assess safety, tolerability, and efficacy of different benznidazole regimens, alone and in combination with fosravuconazole.** 2019.
[Reference Source](#)
32. Gutfrand A, Peterson JK, Billig Rose E, *et al.*: **Integrating evidence, models and maps to enhance Chagas disease vector surveillance.** *PLoS Negl Trop Dis.* 2018; 12(11): e0006883.
[PubMed Abstract](#) | [Publisher Full Text](#) | [Free Full Text](#)
33. Cucunubá ZM, Manne-Goehler JM, Díaz D, *et al.*: **How universal is coverage and access to diagnosis and treatment for Chagas disease in Colombia? A health systems analysis.** *Soc Sci Med.* 2017; 175: 187–198.
[PubMed Abstract](#) | [Publisher Full Text](#)
34. Pan American Health Organization / World Health Organization: **EMTCT Plus. Framework for elimination of mother-to-child transmission of HIV, Syphilis, Hepatitis B, and Chagas.** 2017; (accessed Sept 10, 2019).
[Reference Source](#)
35. Messenger LA, Gilman RH, Verastegui M, *et al.*: **Toward Improving Early Diagnosis of Congenital Chagas Disease in an Endemic Setting.** *Clin Infect Dis.* 2017; 65(2): 268–75.
[PubMed Abstract](#) | [Publisher Full Text](#) | [Free Full Text](#)
36. Pan American Health Organization / World Health Organization: **Guía para el diagnóstico y el tratamiento de la enfermedad de Chagas.** OPS, 2018; (accessed Aug 28, 2019).
[Reference Source](#)
37. Afonso AM, Ebell MH, Tarleton RL: **A systematic review of high quality diagnostic tests for Chagas disease.** *PLoS Negl Trop Dis.* 2012; 6(11): e1881.
[PubMed Abstract](#) | [Publisher Full Text](#) | [Free Full Text](#)